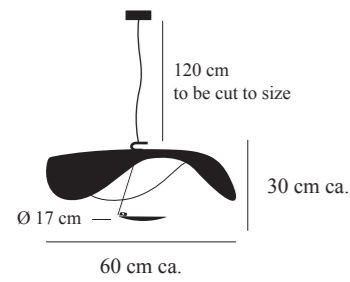




WORKBOOK

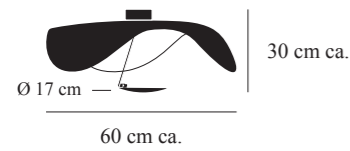
Release 01.17 / 04.17

pendant lamp



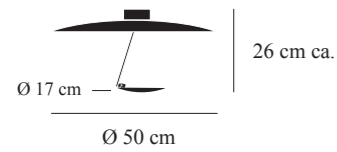
	VAT excl.	watt	lumen		voltage	source	type	K	CRI	energy class	IP degree	driver/transformer	dimming	base
LS1502 / shade white/white / gold rod / white disc	€ 635,00	1x17W	1590		110V or 240V	mains voltage LED	LED module	2700 warm	80	A+	IP20	-	YES*	BC white Ø 9x3,5 cm
LS1802 / shade white/white / satin rod / white disc	€ 635,00	1x17W	1590		110V or 240V	mains voltage LED	LED module	2700 warm	80	A+	IP20	-	YES*	BC white Ø 9x3,5 cm
LS11002 / shade white/white / white rod / white disc	€ 635,00	1x17W	1590		110V or 240V	mains voltage LED	LED module	2700 warm	80	A+	IP20	-	YES*	BC white Ø 9x3,5 cm
LS1602 / shade white/gold / satin rod / white disc	€ 735,00	1x17W	1590		110V or 240V	mains voltage LED	LED module	2700 warm	80	A+	IP20	-	YES*	BC white Ø 9x3,5 cm
LS1302 / shade black/gold / black rod / gold disc	€ 735,00	1x17W	1590		110V or 240V	mains voltage LED	LED module	2700 warm	80	A+	IP20	-	YES*	BC black Ø 9x3,5 cm
LS1402 / shade black/copper / black rod / copper disc	€ 735,00	1x17W	1590		110V or 240V	mains voltage LED	LED module	2700 warm	80	A+	IP20	-	YES*	BC black Ø 9x3,5 cm

wall/ceiling lamp



	VAT excl.	watt	lumen		voltage	source	type	K	CRI	energy class	IP degree	driver/transformer	dimming	base
LCWS1502 / shade white/white / gold rod / white disc	€ 575,00	1x17W	1590		110V or 240V	mains voltage LED	LED module	2700 warm	80	A+	IP20	-	YES*	BC white Ø 9x3,5 cm
LCWS1802 / shade white/white / satin rod / white disc	€ 575,00	1x17W	1590		110V or 240V	mains voltage LED	LED module	2700 warm	80	A+	IP20	-	YES*	BC white Ø 9x3,5 cm
LCWS11002 / shade white/white / white rod / white disc	€ 575,00	1x17W	1590		110V or 240V	mains voltage LED	LED module	2700 warm	80	A+	IP20	-	YES*	BC white Ø 9x3,5 cm
LCWS1602 / shade white/gold / satin rod / white disc	€ 675,00	1x17W	1590		110V or 240V	mains voltage LED	LED module	2700 warm	80	A+	IP20	-	YES*	BC white Ø 9x3,5 cm
LCWS1302 / shade black/gold / black rod / gold disc	€ 675,00	1x17W	1590		110V or 240V	mains voltage LED	LED module	2700 warm	80	A+	IP20	-	YES*	BC black Ø 9x3,5 cm
LCWS1402 / shade black/copper / black rod / copper disc	€ 675,00	1x17W	1590		110V or 240V	mains voltage LED	LED module	2700 warm	80	A+	IP20	-	YES*	BC black Ø 9x3,5 cm

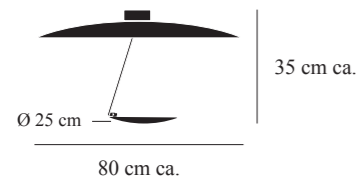
ceiling lamp



	VAT excl.	watt	lumen		voltage	source	type	K	CRI	energy class	IP degree	driver/transformer	dimming	base
LC150502 / shade white/white / gold rod / white disc	€ 360,00	1x17W	1590		110V or 240V	mains voltage LED	LED module	2700 warm	80	A+	IP20	-	YES*	BC white Ø 9x3,5 cm
LC150802 / shade white/white / satin rod / white disc	€ 360,00	1x17W	1590		110V or 240V	mains voltage LED	LED module	2700 warm	80	A+	IP20	-	YES*	BC white Ø 9x3,5 cm
LC1501002 / shade white/white / white rod / white disc	€ 360,00	1x17W	1590		110V or 240V	mains voltage LED	LED module	2700 warm	80	A+	IP20	-	YES*	BC white Ø 9x3,5 cm
LC150602 / shade white/gold / satin rod / white disc	€ 420,00	1x17W	1590		110V or 240V	mains voltage LED	LED module	2700 warm	80	A+	IP20	-	YES*	BC white Ø 9x3,5 cm
LC150302 / shade black/gold / black rod / gold disc	€ 420,00	1x17W	1590		110V or 240V	mains voltage LED	LED module	2700 warm	80	A+	IP20	-	YES*	BC black Ø 9x3,5 cm
LC150402 / shade black/copper / black rod / copper disc	€ 420,00	1x17W	1590		110V or 240V	mains voltage LED	LED module	2700 warm	80	A+	IP20	-	YES*	BC black Ø 9x3,5 cm

C.P.

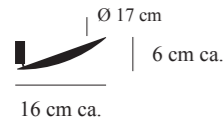
ceiling lamp



	VAT excl.	watt	lumen		voltage	source	type	K	CRI	energy class	IP degree	driver/transformer	dimming	base
LC180502 / shade white/white / gold rod / white disc	€ 590,00	1x30W	2550		110V or 240V	mains voltage LED	LED module COB	2700 warm	80	A+	IP20	-	YES*	BC white Ø 9x3,5 cm
LC180802 / shade white/white / satin rod / white disc	€ 590,00	1x30W	2550		110V or 240V	mains voltage LED	LED module COB	2700 warm	80	A+	IP20	-	YES*	BC white Ø 9x3,5 cm
LC1801002 / shade white/white / white rod / white disc	€ 590,00	1x30W	2550		110V or 240V	mains voltage LED	LED module COB	2700 warm	80	A+	IP20	-	YES*	BC white Ø 9x3,5 cm
LC180602 / shade white/gold / satin rod / white disc	€ 710,00	1x30W	2550		110V or 240V	mains voltage LED	LED module COB	2700 warm	80	A+	IP20	-	YES*	BC white Ø 9x3,5 cm
LC180302 / shade black/gold / black rod / gold disc	€ 710,00	1x30W	2550		110V or 240V	mains voltage LED	LED module COB	2700 warm	80	A+	IP20	-	YES*	BC black Ø 9x3,5 cm
LC180402 / shade black/copper / black rod / copper disc	€ 710,00	1x30W	2550		110V or 240V	mains voltage LED	LED module COB	2700 warm	80	A+	IP20	-	YES*	BC black Ø 9x3,5 cm

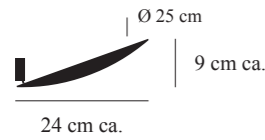
wall lamp

	VAT excl.	watt	lumen	voltage	source	type	K	CRI	energy class	IP degree	driver/transformer	dimming	base
Lederam WF Ø 17 cm													
LWF17602 / white	€ 175,00	1x17W	1590	110V or 240V	mains voltage LED	LED module	2700 warm	80	A+	IP20	-	YES*	white Ø 5,5x1,5 cm
LWF17102 / black	€ 175,00	1x17W	1590	110V or 240V	mains voltage LED	LED module	2700 warm	80	A+	IP20	-	YES*	black Ø 5,5x1,5 cm
LWF17302 / gold	€ 215,00	1x17W	1590	110V or 240V	mains voltage LED	LED module	2700 warm	80	A+	IP20	-	YES*	white Ø 5,5x1,5 cm
LWF17402 / copper	€ 215,00	1x17W	1590	110V or 240V	mains voltage LED	LED module	2700 warm	80	A+	IP20	-	YES*	white Ø 5,5x1,5 cm
LWF171102 / bronze	€ 245,00	1x17W	1590	110V or 240V	mains voltage LED	LED module	2700 warm	80	A+	IP20	-	YES*	black Ø 5,5x1,5 cm



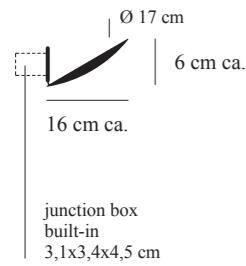
wall lamp

	VAT excl.	watt	lumen	voltage	source	type	K	CRI	energy class	IP degree	driver/transformer	dimming	base
Lederam WF Ø 25 cm													
LWF25602 / white	€ 230,00	1x28W	2550	110V or 240V	mains voltage LED	LED module	2700 warm	80	A+	IP20	-	YES*	white Ø 5,5x1,5 cm
LWF25102 / black	€ 230,00	1x28W	2550	110V or 240V	mains voltage LED	LED module	2700 warm	80	A+	IP20	-	YES*	black Ø 5,5x1,5 cm
LWF25302 / gold	€ 280,00	1x28W	2550	110V or 240V	mains voltage LED	LED module	2700 warm	80	A+	IP20	-	YES*	white Ø 5,5x1,5 cm
LWF25402 / copper	€ 280,00	1x28W	2550	110V or 240V	mains voltage LED	LED module	2700 warm	80	A+	IP20	-	YES*	white Ø 5,5x1,5 cm
LWF251102 / bronze	€ 320,00	1x28W	2550	110V or 240V	mains voltage LED	LED module	2700 warm	80	A+	IP20	-	YES*	black Ø 5,5x1,5 cm



wall recessed lamp

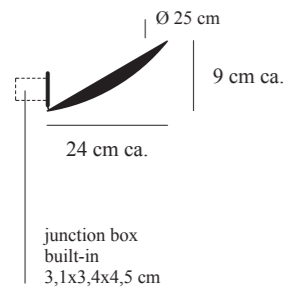
	VAT excl.	watt	lumen	voltage	source	type	K	CRI	energy class	IP degree	driver/transformer	dimming	base
Lederam WFI Ø 17 cm													
LWFI17602 / white	€ 150,00	1x17W	1590	110V or 240V	mains voltage LED	LED module	2700 warm	80	A+	IP20	-	YES*	white Ø 7,5x0,5 cm
LWFI17102 / black	€ 150,00	1x17W	1590	110V or 240V	mains voltage LED	LED module	2700 warm	80	A+	IP20	-	YES*	black Ø 7,5x0,5 cm
LWFI17302 / gold	€ 190,00	1x17W	1590	110V or 240V	mains voltage LED	LED module	2700 warm	80	A+	IP20	-	YES*	white Ø 7,5x0,5 cm
LWFI17402 / copper	€ 190,00	1x17W	1590	110V or 240V	mains voltage LED	LED module	2700 warm	80	A+	IP20	-	YES*	white Ø 7,5x0,5 cm
LWFI171102 / bronze	€ 220,00	1x17W	1590	110V or 240V	mains voltage LED	LED module	2700 warm	80	A+	IP20	-	YES*	black Ø 7,5x0,5 cm



C.P.

wall recessed lamp

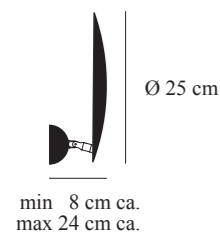
	VAT excl.	watt	lumen	voltage	source	type	K	CRI	energy class	IP degree	driver/transformer	dimming	base
Lederam WFI Ø 25 cm													
LWFI25602 / white	€ 205,00	1x28W	2550	110V or 240V	mains voltage LED	LED module	2700 warm	80	A+	IP20	-	YES*	white Ø 7,5x0,5 cm
LWFI25102 / black	€ 205,00	1x28W	2550	110V or 240V	mains voltage LED	LED module	2700 warm	80	A+	IP20	-	YES*	black Ø 7,5x0,5 cm
LWFI25302 / gold	€ 255,00	1x28W	2550	110V or 240V	mains voltage LED	LED module	2700 warm	80	A+	IP20	-	YES*	white Ø 7,5x0,5 cm
LWFI25402 / copper	€ 255,00	1x28W	2550	110V or 240V	mains voltage LED	LED module	2700 warm	80	A+	IP20	-	YES*	white Ø 7,5x0,5 cm
LWFI251102 / bronze	€ 295,00	1x28W	2550	110V or 240V	mains voltage LED	LED module	2700 warm	80	A+	IP20	-	YES*	black Ø 7,5x0,5 cm



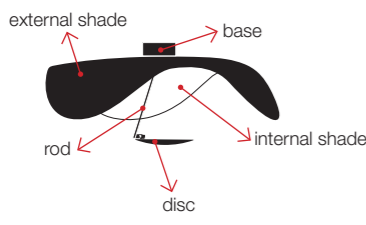
C.P.

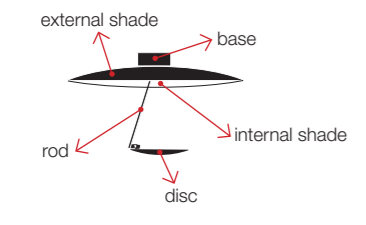
wall lamp

	VAT excl.	watt	lumen	voltage	source	type	K	CRI	energy class	IP degree	driver/transformer	dimming	base
Lederam W1 Ø 25 cm													
LW125602 / white	€ 270,00	1x17W	1590	110V or 240V	mains voltage LED	LED module	2700 warm	80	A+	IP20	-	YES*	BE white Ø 6,5x3 cm
LW125102 / black	€ 270,00	1x17W	1590	110V or 240V	mains voltage LED	LED module	2700 warm	80	A+	IP20	-	YES*	BE black Ø 6,5x3 cm
LW125302 / gold	€ 320,00	1x17W	1590	110V or 240V	mains voltage LED	LED module	2700 warm	80	A+	IP20	-	YES*	BE black Ø 6,5x3 cm
LW125402 / copper	€ 320,00	1x17W	1590	110V or 240V	mains voltage LED	LED module	2700 warm	80	A+	IP20	-	YES*	BE black Ø 6,5x3 cm

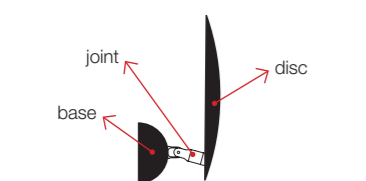


LEDERAM: COLOUR COMBINATIONS AND DETAILS

Lederam S1, CWS1	code	shade		rod	disc	base
		external	internal			
	3	black	gold	black	gold	black
	4	black	copper	black	copper	black
	5	white	white	gold	white	white
	6	white	gold	satin	white	white
	8	white	white	satin	white	white
	10	white	white	white	white	white

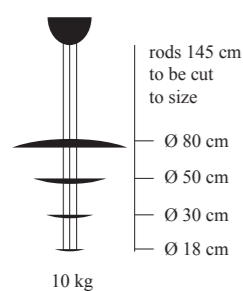
Lederam C150, C180	code	shade		rod	disc	base
		external	internal			
	3	black	gold	black	gold	black
	4	black	copper	black	copper	black
	5	white	white	gold	white	white
	6	white	gold	satin	white	white
	8	white	white	satin	white	white
	10	white	white	white	white	white

Lederam WF, WFI	code	disc		base
		external	internal	
	1	black	black	black
	3	gold	white	white
	4	copper	white	white
	6	white	white	white
	11	bronze	black	black

Lederam W1	code	disc		joint	base
		external	internal		
	1	black	black	nickel	black
	3	gold	black	nickel	black
	4	copper	black	nickel	black
	6	white	white	nickel	white



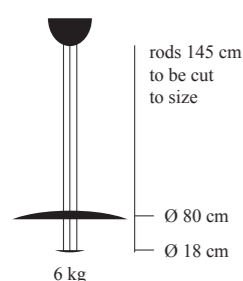
pendant lamp



	VAT excl.	watt	lumen	voltage	source	type	K	CRI	energy class	IP degree	driver/transformer	dimming	base
MALD / gold	€ 1.885,00	7x6W	4410	220-240V (110V on request)	LED board 24V DC	LED board	2600-2800*	80	A	IP20	electronic 24V DC low voltage	Triac	BB nickel Ø 21x10,5 cm
MALDAG / silver	€ 1.885,00	7x6W	4410	220-240V (110V on request)	LED board 24V DC	LED board	2600-2800*	80	A	IP20	electronic 24V DC low voltage	Triac	BB nickel Ø 21x10,5 cm
MALDR / copper	€ 1.885,00	7x6W	4410	220-240V (110V on request)	LED board 24V DC	LED board	2600-2800*	80	A	IP20	electronic 24V DC low voltage	Triac	BB nickel Ø 21x10,5 cm

rods 300 cm available on request

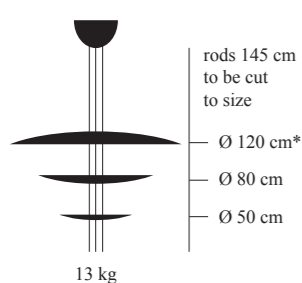
pendant lamp



	VAT excl.	watt	lumen	voltage	source	type	K	CRI	energy class	IP degree	driver/transformer	dimming	base
MBLD / gold	€ 1.145,00	2x6W	1260	220-240V (110V on request)	LED board 24V DC	LED board	2600-2800*	80	A	IP20	electronic 24V DC low voltage	Triac	BB nickel Ø 21x10,5 cm
MBLDAG / silver	€ 1.145,00	2x6W	1260	220-240V (110V on request)	LED board 24V DC	LED board	2600-2800*	80	A	IP20	electronic 24V DC low voltage	Triac	BB nickel Ø 21x10,5 cm
MBLDR / copper	€ 1.145,00	2x6W	1260	220-240V (110V on request)	LED board 24V DC	LED board	2600-2800*	80	A	IP20	electronic 24V DC low voltage	Triac	BB nickel Ø 21x10,5 cm

rods 300 cm available on request

pendant lamp

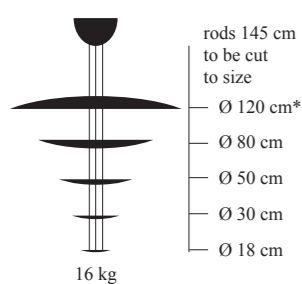


	VAT excl.	watt	lumen	voltage	source	type	K	CRI	energy class	IP degree	driver/transformer	dimming	base
MCLD / gold	€ 2.610,00	7x6W	4410	220-240V (110V on request)	LED board 24V DC	LED board	2600-2800*	80	A	IP20	electronic 24V DC low voltage	Triac	BB nickel Ø 21x10,5 cm
MCLDAG / silver	€ 2.610,00	7x6W	4410	220-240V (110V on request)	LED board 24V DC	LED board	2600-2800*	80	A	IP20	electronic 24V DC low voltage	Triac	BB nickel Ø 21x10,5 cm
MCLDR / copper	€ 2.610,00	7x6W	4410	220-240V (110V on request)	LED board 24V DC	LED board	2600-2800*	80	A	IP20	electronic 24V DC low voltage	Triac	BB nickel Ø 21x10,5 cm

* with flying leaf

rods 300 cm available on request

pendant lamp

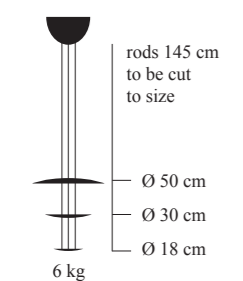


	VAT excl.	watt	lumen	voltage	source	type	K	CRI	energy class	IP degree	driver/transformer	dimming	base
MDLD / gold	€ 3.040,00	10x6W	6300	220-240V (110V on request)	LED board 24V DC	LED board	2600-2800*	80	A	IP20	electronic 24V DC low voltage	Triac	BB nickel Ø 21x10,5 cm
MDLDAG / silver	€ 3.040,00	10x6W	6300	220-240V (110V on request)	LED board 24V DC	LED board	2600-2800*	80	A	IP20	electronic 24V DC low voltage	Triac	BB nickel Ø 21x10,5 cm
MDLDR / copper	€ 3.040,00	10x6W	6300	220-240V (110V on request)	LED board 24V DC	LED board	2600-2800*	80	A	IP20	electronic 24V DC low voltage	Triac	BB nickel Ø 21x10,5 cm

* with flying leaf

rods 300 cm available on request

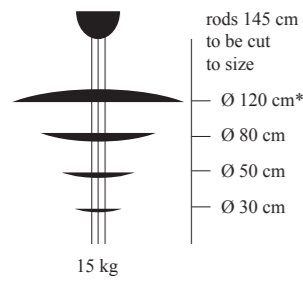
pendant lamp



	VAT excl.	watt	lumen	voltage	source	type	K	CRI	energy class	IP degree	driver/transformer	dimming	base
MELD / gold	€ 1.115,00	4x6W	2520	220-240V (110V on request)	LED board 24V DC	LED board	2600-2800*	80	A	IP20	electronic 24V DC low voltage	Triac	BB nickel Ø 21x10,5 cm
MELDAG / silver	€ 1.115,00	4x6W	2520	220-240V (110V on request)	LED board 24V DC	LED board	2600-2800*	80	A	IP20	electronic 24V DC low voltage	Triac	BB nickel Ø 21x10,5 cm
MELDR / copper	€ 1.115,00	4x6W	2520	220-240V (110V on request)	LED board 24V DC	LED board	2600-2800*	80	A	IP20	electronic 24V DC low voltage	Triac	BB nickel Ø 21x10,5 cm

rods 300 cm available on request

pendant lamp



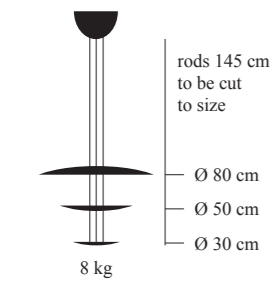
Macchina della Luce mod. F LED

	VAT excl.	watt	lumen	voltage	source	type	K	CRI	energy class	IP degree	driver/transformer	dimming	base
MFLD / gold	€ 2.890,00	9x6W	5670	220-240V (110V on request)	LED board 24V DC	LED board	2600-2800*	80	A	IP20	electronic 24V DC low voltage	Triac	BB nickel Ø 21x10,5 cm
MFLDAG / silver	€ 2.890,00	9x6W	5670	220-240V (110V on request)	LED board 24V DC	LED board	2600-2800*	80	A	IP20	electronic 24V DC low voltage	Triac	BB nickel Ø 21x10,5 cm
MFLDR / copper	€ 2.890,00	9x6W	5670	220-240V (110V on request)	LED board 24V DC	LED board	2600-2800*	80	A	IP20	electronic 24V DC low voltage	Triac	BB nickel Ø 21x10,5 cm

* with flying leaf

rods 300 cm available on request

pendant lamp

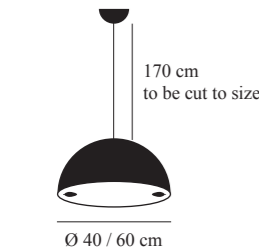


Macchina della Luce mod. I LED

	VAT excl.	watt	lumen	voltage	source	type	K	CRI	energy class	IP degree	driver/transformer	dimming	base
MILD / gold	€ 1.570,00	5x6W	3150	220-240V (110V on request)	LED board 24V DC	LED board	2600-2800*	80	A	IP20	electronic 24V DC low voltage	Triac	BB nickel Ø 21x10,5 cm
MILDAG / silver	€ 1.570,00	5x6W	3150	220-240V (110V on request)	LED board 24V DC	LED board	2600-2800*	80	A	IP20	electronic 24V DC low voltage	Triac	BB nickel Ø 21x10,5 cm
MILDR / copper	€ 1.570,00	5x6W	3150	220-240V (110V on request)	LED board 24V DC	LED board	2600-2800*	80	A	IP20	electronic 24V DC low voltage	Triac	BB nickel Ø 21x10,5 cm

rods 300 cm available on request

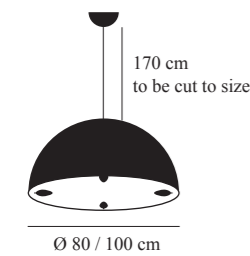
pendant lamp



Stchu-Moon 02 LED

	VAT excl.	watt	lumen	voltage	source	type	K	CRI	energy class	IP degree	driver/transformer	dimming	base
SM24L / Ø 40 cm / silver	€ 720,00	2x5W	1000	220-240V (110V on request)	LED board 24V DC	LED board	2600-2800*	80	A	IP20	electronic 24V DC low voltage	Triac	BB black Ø 15x7,5 cm
SM24LO / Ø 40 cm / gold	€ 720,00	2x5W	1000	220-240V (110V on request)	LED board 24V DC	LED board	2600-2800*	80	A	IP20	electronic 24V DC low voltage	Triac	BB black Ø 15x7,5 cm
SM24LR / Ø 40 cm / copper	€ 720,00	2x5W	1000	220-240V (110V on request)	LED board 24V DC	LED board	2600-2800*	80	A	IP20	electronic 24V DC low voltage	Triac	BB black Ø 15x7,5 cm
SM26L / Ø 60 cm / silver	€ 940,00	2x5W	1000	220-240V (110V on request)	LED board 24V DC	LED board	2600-2800*	80	A	IP20	electronic 24V DC low voltage	Triac	BB black Ø 15x7,5 cm
SM26LO / Ø 60 cm / gold	€ 940,00	2x5W	1000	220-240V (110V on request)	LED board 24V DC	LED board	2600-2800*	80	A	IP20	electronic 24V DC low voltage	Triac	BB black Ø 15x7,5 cm
SM26LR / Ø 60 cm / copper	€ 940,00	2x5W	1000	220-240V (110V on request)	LED board 24V DC	LED board	2600-2800*	80	A	IP20	electronic 24V DC low voltage	Triac	BB black Ø 15x7,5 cm

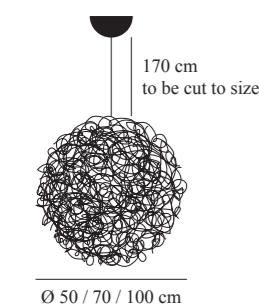
pendant lamp



Stchu-Moon 02 LED

	VAT excl.	watt	lumen	voltage	source	type	K	CRI	energy class	IP degree	driver/transformer	dimming	base
SM28L / Ø 80 cm / silver	€ 1.330,00	4x5W	2000	220-240V (110V on request)	LED board 24V DC	LED board	2600-2800*	80	A	IP20	electronic 24V DC low voltage	Triac	BB black Ø 15x7,5 cm
SM28LO / Ø 80 cm / gold	€ 1.330,00	4x5W	2000	220-240V (110V on request)	LED board 24V DC	LED board	2600-2800*	80	A	IP20	electronic 24V DC low voltage	Triac	BB black Ø 15x7,5 cm
SM28LR / Ø 80 cm / copper	€ 1.330,00	4x5W	2000	220-240V (110V on request)	LED board 24V DC	LED board	2600-2800*	80	A	IP20	electronic 24V DC low voltage	Triac	BB black Ø 15x7,5 cm
SM210L / Ø 100 cm / silver	€ 1.890,00	4x5W	2000	220-240V (110V on request)	LED board 24V DC	LED board	2600-2800*	80	A	IP20	electronic 24V DC low voltage	Triac	BB black Ø 15x7,5 cm
SM210LO / Ø 100 cm / gold	€ 1.890,00	4x5W	2000	220-240V (110V on request)	LED board 24V DC	LED board	2600-2800*	80	A	IP20	electronic 24V DC low voltage	Triac	BB black Ø 15x7,5 cm
SM210LR / Ø 100 cm / copper	€ 1.890,00	4x5W	2000	220-240V (110V on request)	LED board 24V DC	LED board	2600-2800*	80	A	IP20	electronic 24V DC low voltage	Triac	BB black Ø 15x7,5 cm

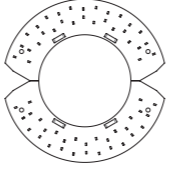
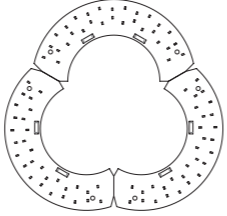



pendant lamp

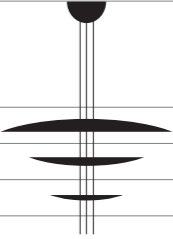

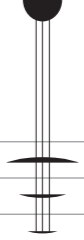




Fil de Fer LED TRIAC

	VAT excl.	watt	lumen	voltage	source	type	K	CRI	energy class	IP degree	driver/transformer	dimming	base
F5SLD / Ø 50 cm / aluminium	€ 1.050,00	12x1,8W	2400	110V or 240V	LED bulb 12V DC	G4	2700-2900*	> 80	A+	IP20	electronic 12V DC low voltage	Triac	BB nickel Ø 21x10,5 cm
F5SLDOR / Ø 50 cm / gold	€ 1.290,00	12x1,8W	2400	110V or 240V	LED bulb 12V DC	G4	2700-2900*	> 80	A+	IP20	electronic 12V DC low voltage	Triac	BB gold leaf Ø 21x10,5 cm
F7SLD / Ø 70 cm / aluminium	€ 1.450,00	18x1,8W	3600	110V or 240V	LED bulb 12V DC	G4	2700-2900*	> 80	A+	IP20	electronic 12V DC low voltage	Triac	BB nickel Ø 21x10,5 cm
F7SLDOR / Ø 70 cm / gold	€ 1.810,00	18x1,8W	3600	110V or 240V	LED bulb 12V DC	G4	2700-2900*	> 80	A+	IP20	electronic 12V DC low voltage	Triac	BB gold leaf Ø 21x10,5 cm
F10SLD / Ø 100 cm / aluminium	€ 1.950,00	24x1,8W	4800	110V or 240V	LED bulb 12V DC	G4	2700-2900*	> 80	A+	IP20	electronic 12V DC low voltage	Triac	BB nickel Ø 21x10,5 cm
F10SLDOR / Ø 100 cm / gold	€ 2.435,00	24x1,8W	4800	110V or 240V	LED bulb 12V DC	G4	2700-2900*	> 80	A+	IP20	electronic 12V DC low voltage	Triac	BB gold leaf Ø 21x10,5 cm

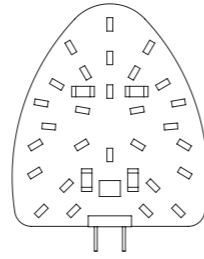
MACCHINA DELLA LUCE: LED BOARDS

α	2 x LED board 6W 24V DC 12W																	
β	3 x LED board 6W 24V DC 18W																	
γ	4 x LED board 6W 24V DC 24W																	
Mod. A	42W / 4410 lumen	 <table border="1" data-bbox="1032 1335 1412 1465"> <tr><td>Ø 80 cm</td><td></td><td></td><td></td></tr> <tr><td>Ø 50 cm</td><td>β</td><td>18W</td><td></td></tr> <tr><td>Ø 30 cm</td><td>α</td><td>12W</td><td></td></tr> <tr><td>Ø 18 cm</td><td>α</td><td>12W</td><td></td></tr> </table>	Ø 80 cm				Ø 50 cm	β	18W		Ø 30 cm	α	12W		Ø 18 cm	α	12W	
Ø 80 cm																		
Ø 50 cm	β	18W																
Ø 30 cm	α	12W																
Ø 18 cm	α	12W																
Mod. B	12W / 1260 lumen	 <table border="1" data-bbox="1032 1692 1412 1759"> <tr><td>Ø 80 cm</td><td></td><td></td><td></td></tr> <tr><td>Ø 18 cm</td><td>α</td><td>12W</td><td></td></tr> </table>	Ø 80 cm				Ø 18 cm	α	12W									
Ø 80 cm																		
Ø 18 cm	α	12W																

Mod. C	42W / 4410 lumen	 <table border="1" data-bbox="2516 457 2896 558"> <tr><td>Ø 120 cm</td><td></td><td></td><td></td></tr> <tr><td>Ø 80 cm</td><td>γ</td><td>24W</td><td></td></tr> <tr><td>Ø 50 cm</td><td>β</td><td>18W</td><td></td></tr> </table>	Ø 120 cm				Ø 80 cm	γ	24W		Ø 50 cm	β	18W									
Ø 120 cm																						
Ø 80 cm	γ	24W																				
Ø 50 cm	β	18W																				
Mod. D	60W / 6300 lumen	 <table border="1" data-bbox="2516 722 2896 882"> <tr><td>Ø 120 cm</td><td></td><td></td><td></td></tr> <tr><td>Ø 80 cm</td><td>β</td><td>18W</td><td></td></tr> <tr><td>Ø 50 cm</td><td>β</td><td>18W</td><td></td></tr> <tr><td>Ø 30 cm</td><td>α</td><td>12W</td><td></td></tr> <tr><td>Ø 18 cm</td><td>α</td><td>12W</td><td></td></tr> </table>	Ø 120 cm				Ø 80 cm	β	18W		Ø 50 cm	β	18W		Ø 30 cm	α	12W		Ø 18 cm	α	12W	
Ø 120 cm																						
Ø 80 cm	β	18W																				
Ø 50 cm	β	18W																				
Ø 30 cm	α	12W																				
Ø 18 cm	α	12W																				
Mod. E	24W / 2520 lumen	 <table border="1" data-bbox="2516 1079 2896 1180"> <tr><td>Ø 50 cm</td><td></td><td></td><td></td></tr> <tr><td>Ø 30 cm</td><td>α</td><td>12W</td><td></td></tr> <tr><td>Ø 18 cm</td><td>α</td><td>12W</td><td></td></tr> </table>	Ø 50 cm				Ø 30 cm	α	12W		Ø 18 cm	α	12W									
Ø 50 cm																						
Ø 30 cm	α	12W																				
Ø 18 cm	α	12W																				
Mod. F	54W / 5670 lumen	 <table border="1" data-bbox="2516 1310 2896 1432"> <tr><td>Ø 120 cm</td><td></td><td></td><td></td></tr> <tr><td>Ø 80 cm</td><td>γ</td><td>24W</td><td></td></tr> <tr><td>Ø 50 cm</td><td>β</td><td>18W</td><td></td></tr> <tr><td>Ø 30 cm</td><td>α</td><td>12W</td><td></td></tr> </table>	Ø 120 cm				Ø 80 cm	γ	24W		Ø 50 cm	β	18W		Ø 30 cm	α	12W					
Ø 120 cm																						
Ø 80 cm	γ	24W																				
Ø 50 cm	β	18W																				
Ø 30 cm	α	12W																				
Mod. I	30W / 3150 lumen	 <table border="1" data-bbox="2516 1667 2896 1768"> <tr><td>Ø 80 cm</td><td></td><td></td><td></td></tr> <tr><td>Ø 50 cm</td><td>β</td><td>18W</td><td></td></tr> <tr><td>Ø 30 cm</td><td>α</td><td>12W</td><td></td></tr> </table>	Ø 80 cm				Ø 50 cm	β	18W		Ø 30 cm	α	12W									
Ø 80 cm																						
Ø 50 cm	β	18W																				
Ø 30 cm	α	12W																				

STCHU-MOON: LED BOARDS

LED board 5W 24V DC



<p>Ø 40/60 cm</p>	<p>10W / 1000 lumen</p>	<p>2x 5W</p>
<p>Ø 80/100 cm</p>	<p>20W / 2000 lumen</p>	<p>4x 5W</p>

FIL DE FER: LED BULBS

LED bulb 1,8W



<p>Ø 50 cm</p>	<p>21,6W / 2400 lumen</p>	<p>12x 1,8W</p>
<p>Ø 70 cm</p>	<p>32,4W / 3600 lumen</p>	<p>18x 1,8W</p>
<p>Ø 100 cm</p>	<p>43,2W / 4800 lumen</p>	<p>24x 1,8W</p>

standing lamp

	VAT excl.	watt	lumen	voltage	source	type	K	CRI	energy class	IP degree	driver/transformer	dimming	cable length
SYS65 / opaline glass / height 65 cm	€ 185,00	1x1,5W	150	-	extra-low-voltage 12V DC LED bulb	G4	2700	85	A++	IP65	not included	-	255 cm
SYS80 / opaline glass / height 80 cm	€ 190,00	1x1,5W	150	-	extra-low-voltage 12V DC LED bulb	G4	2700	85	A++	IP65	not included	-	240 cm
SYS110 / opaline glass / height 110 cm	€ 200,00	1x1,5W	150	-	extra-low-voltage 12V DC LED bulb	G4	2700	85	A++	IP65	not included	-	210 cm
SYS140 / opaline glass / height 140 cm	€ 210,00	1x1,5W	150	-	extra-low-voltage 12V DC LED bulb	G4	2700	85	A++	IP65	not included	-	180 cm
Power supply and accessories excluded	C.P.												

standing lamp

	VAT excl.	watt	lumen	voltage	source	type	K	CRI	energy class	IP degree	driver/transformer	dimming	cable length
SYF60 / transparent glass / height 60 cm	€ 200,00	1x1,5W	150	-	extra-low-voltage 12V DC LED bulb	G4	2700	85	A++	IP65	not included	-	255 cm
SYF75 / transparent glass / height 75 cm	€ 205,00	1x1,5W	150	-	extra-low-voltage 12V DC LED bulb	G4	2700	85	A++	IP65	not included	-	240 cm
SYF105 / transparent glass / height 105 cm	€ 215,00	1x1,5W	150	-	extra-low-voltage 12V DC LED bulb	G4	2700	85	A++	IP65	not included	-	210 cm
SYF135 / transparent glass / height 135 cm	€ 225,00	1x1,5W	150	-	extra-low-voltage 12V DC LED bulb	G4	2700	85	A++	IP65	not included	-	180 cm
Power supply and accessories excluded	C.P.												

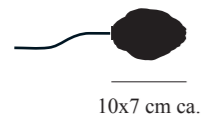
standing lamp

	VAT excl.	watt	lumen	voltage	source	type	K	CRI	energy class	IP degree	driver/transformer	dimming	cable length
SYD45 / height 45 cm	€ 180,00	1x1,5W	150	-	extra-low-voltage 12V DC LED bulb	G4	2700	85	A++	IP65	not included	-	240 cm
SYD75 / height 75 cm	€ 190,00	1x1,5W	150	-	extra-low-voltage 12V DC LED bulb	G4	2700	85	A++	IP65	not included	-	210 cm
Power supply and accessories excluded	C.P.												

standing lamp

	VAT excl.	watt	lumen	voltage	source	type	K	CRI	energy class	IP degree	driver/transformer	dimming	cable length
MR70 / transparent glass / height 70 cm	€ 380,00	1x1,5W	150	-	extra-low-voltage 12V DC LED bulb	G4	2700	85	A++	IP65	not included	-	220 cm
MR70A / amber glass / height 70 cm	€ 410,00	1x1,5W	150	-	extra-low-voltage 12V DC LED bulb	G4	2700	85	A++	IP65	not included	-	220 cm
MR70G / green glass / height 70 cm	€ 410,00	1x1,5W	150	-	extra-low-voltage 12V DC LED bulb	G4	2700	85	A++	IP65	not included	-	220 cm
MR100 / transparent glass / height 100 cm	€ 390,00	1x1,5W	150	-	extra-low-voltage 12V DC LED bulb	G4	2700	85	A++	IP65	not included	-	190 cm
MR100A / amber glass / height 100 cm	€ 420,00	1x1,5W	150	-	extra-low-voltage 12V DC LED bulb	G4	2700	85	A++	IP65	not included	-	190 cm
MR100G / green glass / height 100 cm	€ 420,00	1x1,5W	150	-	extra-low-voltage 12V DC LED bulb	G4	2700	85	A++	IP65	not included	-	190 cm
MR130 / transparent glass / height 130 cm	€ 400,00	1x1,5W	150	-	extra-low-voltage 12V DC LED bulb	G4	2700	85	A++	IP65	not included	-	160 cm
MR130A / amber glass / height 130 cm	€ 430,00	1x1,5W	150	-	extra-low-voltage 12V DC LED bulb	G4	2700	85	A++	IP65	not included	-	160 cm
MR130G / green glass / height 130 cm	€ 430,00	1x1,5W	150	-	extra-low-voltage 12V DC LED bulb	G4	2700	85	A++	IP65	not included	-	160 cm
Power supply and accessories excluded	C.P.												

floor lamp



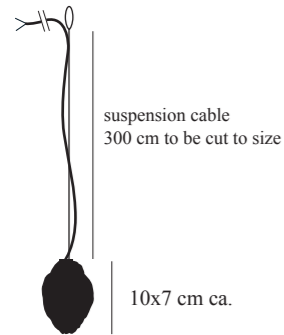
10x7 cm ca.

More	VAT excl.	watt	lumen	voltage	source	type	K	CRI	energy class	IP degree	driver/transformer	dimming	cable length
MR0 / transparent glass	€ 260,00	1x1,5W	150	-	extra-low-voltage 12V DC LED bulb	G4	2700	85	A++	IP65	not included	-	300 cm
MR0A / amber glass	€ 290,00	1x1,5W	150	-	extra-low-voltage 12V DC LED bulb	G4	2700	85	A++	IP65	not included	-	300 cm
MR0G / green glass	€ 290,00	1x1,5W	150	-	extra-low-voltage 12V DC LED bulb	G4	2700	85	A++	IP65	not included	-	300 cm

Power supply and accessories excluded

C.P.

pendant lamp



suspension cable
300 cm to be cut to size

10x7 cm ca.

More	VAT excl.	watt	lumen	voltage	source	type	K	CRI	energy class	IP degree	driver/transformer	dimming	cable length
MRS / transparent glass	€ 285,00	1x1,5W	150	-	extra-low-voltage 12V DC LED bulb	G4	2700	85	A++	IP65	not included	-	300 cm
MRSA / amber glass	€ 315,00	1x1,5W	150	-	extra-low-voltage 12V DC LED bulb	G4	2700	85	A++	IP65	not included	-	300 cm
MRSB / green glass	€ 315,00	1x1,5W	150	-	extra-low-voltage 12V DC LED bulb	G4	2700	85	A++	IP65	not included	-	300 cm

Power supply and accessories excluded

C.P.


floor lamp



Ø 30 cm ca.
net weight 15 kg

Medousê	VAT excl.	watt	lumen	voltage	source	type	K	CRI	energy class	IP degree	driver/transformer	dimming	base
MD3 / green glass / Ø 30 cm (plug cable 230V excluded)	€ 1.050,00	29W	2500	110V o 240V	mains voltage LED	LED module	3200	80	A+	IP65	-	YES*	Ø 16x1,5 cm

floor lamp



Ø 50 cm ca.
net weight 31 kg

Medousê	VAT excl.	watt	lumen	voltage	source	type	K	CRI	energy class	IP degree	driver/transformer	dimming	base
MD5 / green glass / Ø 50 cm (plug cable 230V excluded)	€ 1.750,00	29W	2500	110V o 240V	mains voltage LED	LED module	3200	80	A+	IP65	-	YES*	Ø 16x1,5 cm

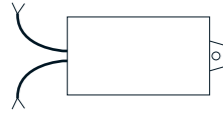



wall lamp





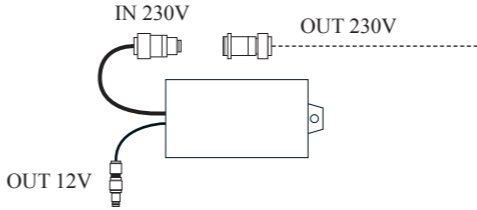
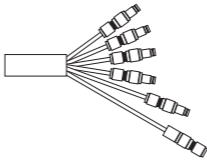
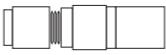

Ø 30 cm ca.



Medousê	VAT excl.	watt	lumen	voltage	source	type	K	CRI	energy class	IP degree	driver/transformer	dimming	base
MD3P / green glass / Ø 30 cm	€ 560,00	17W	1600	110V o 240V	mains voltage LED	LED module	3200	80	A+	IP65	-	YES*	-

DRIVERS AND ACCESSORIES

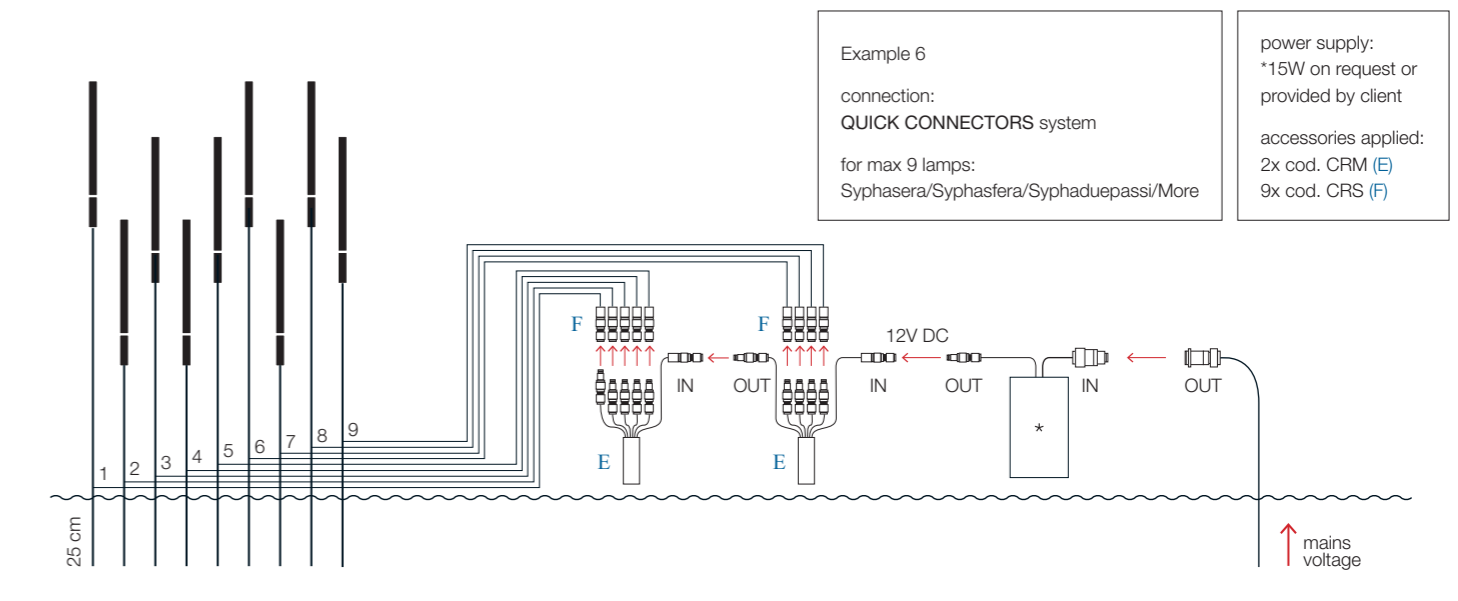
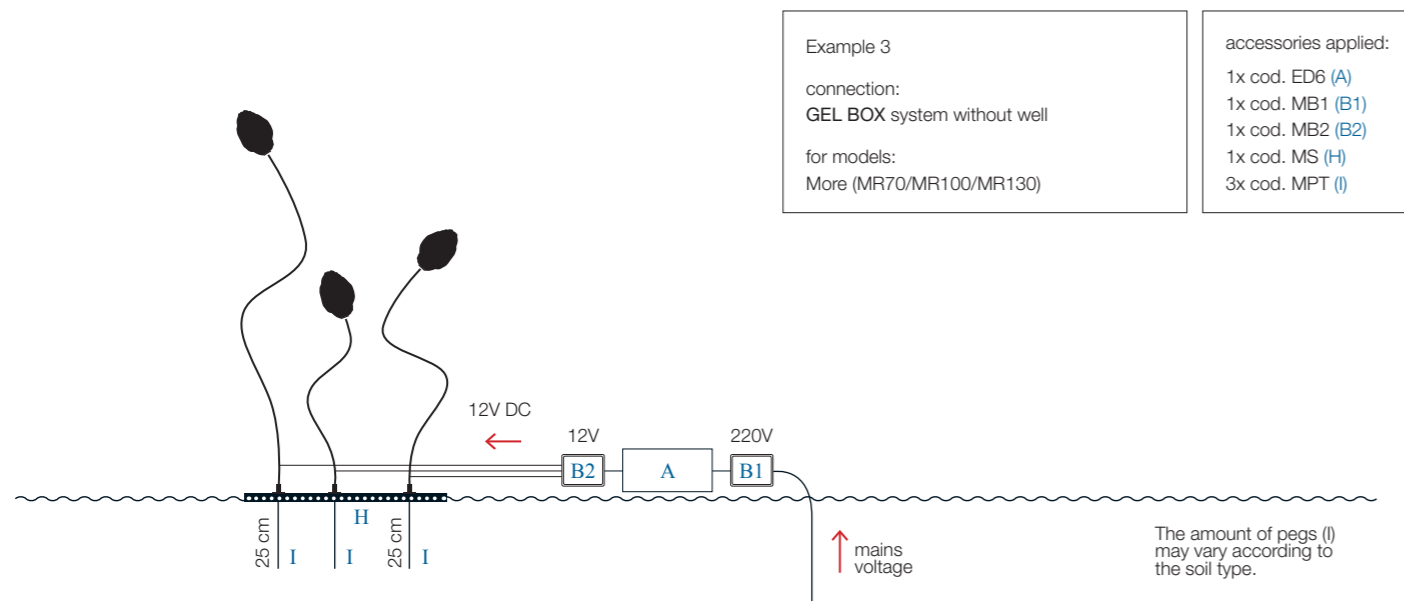
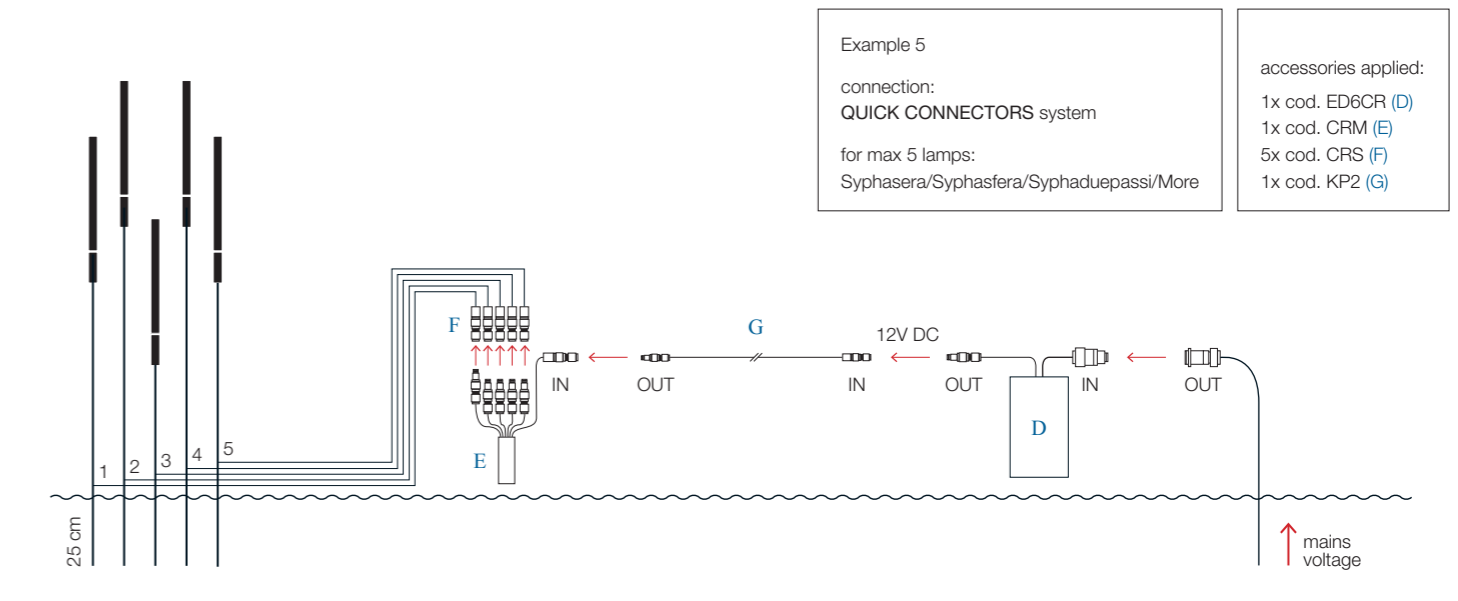
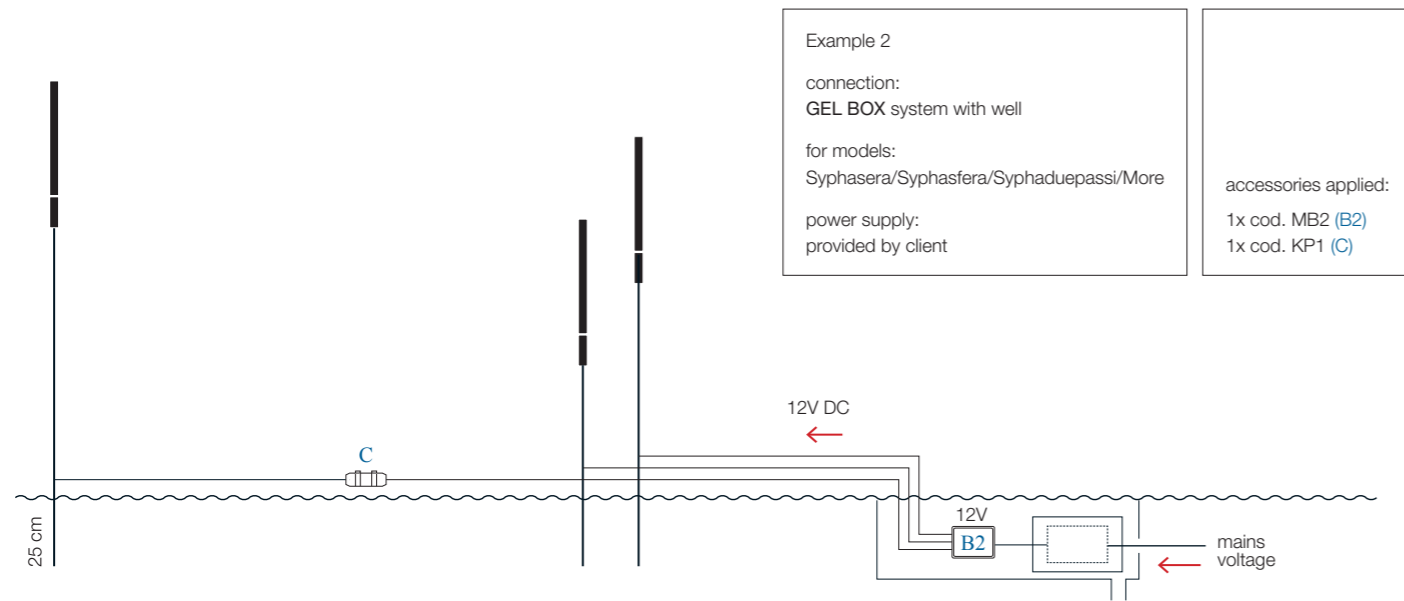
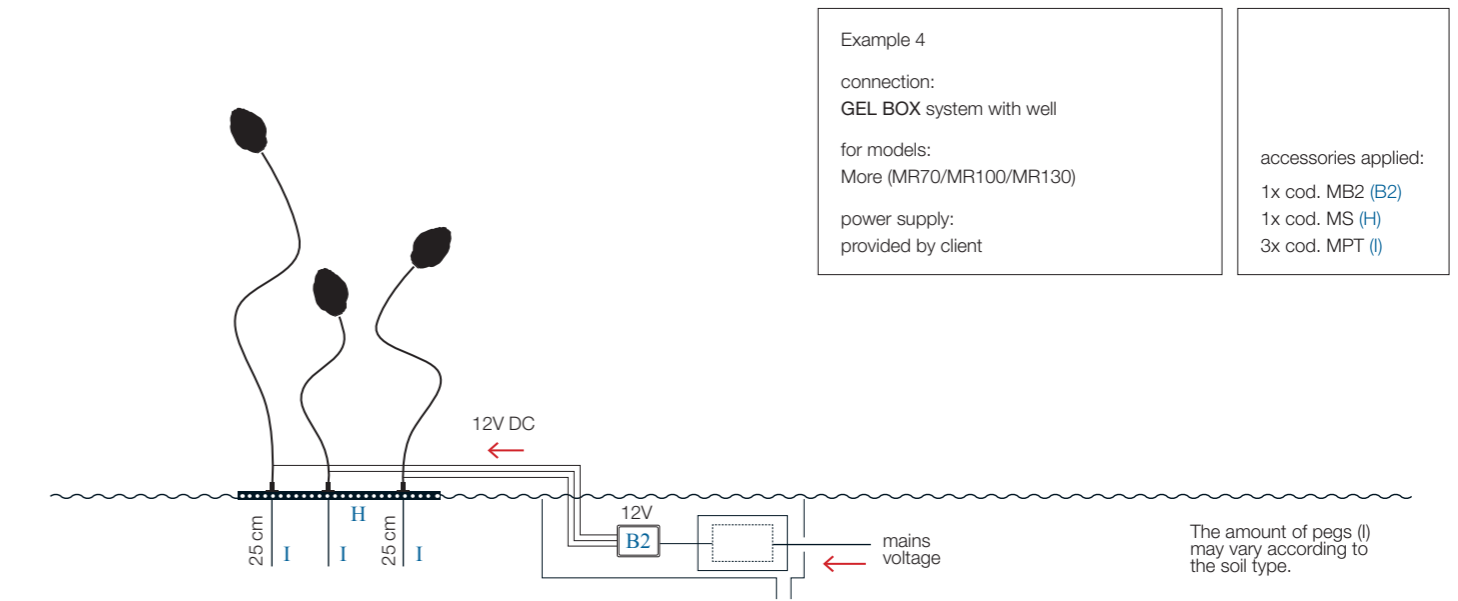
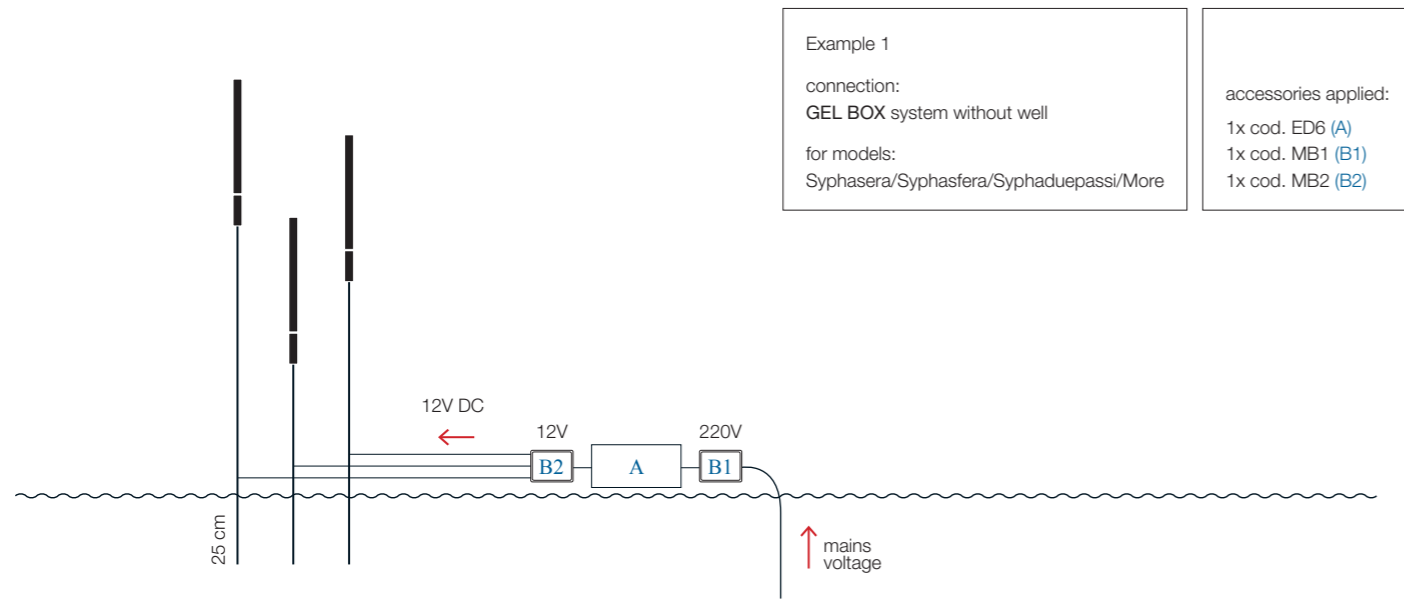
Accessories for GEL BOX system	Syphasera - Syphasfera - Syphaduepassi - More		
	ED6 / driver 10W 12V DC 220-240V IP67 / 3,7x2,3x7 cm - cables 50 cm / not dimmable / (max 6 lamps) ref. A	€ 60,00 C.P.	
	MB1 / mini gel box IP68 / 5,3x3,9x2,4 cm / (max 2 connections - connectors included) ref. B1	€ 15,00 C.P.	
	MB2 / mini gel box IP68 / 5,2x5,3x2,9 cm / (max 6 connections - connectors included) ref. B2	€ 15,00 C.P.	
	KP1 / extension cord kit 5 mt / with mini gel box IP68 / (max 1 lamp) ref. C	€ 35,00 C.P.	

Supporting accessories	More (MR70/MR100/MR130)		
	MS / supporting modular plate / 32x32x32 cm (max 4 lamps) ref. H	€ 40,00 C.P.	
	MPT / peg / 25 cm ref. I	€ 10,00 C.P.	

Accessories for QUICK CONNECTORS	Syphasera - Syphasfera - Syphaduepassi - More		
	ED6CR / driver 10W 12V DC 220-240V IP67 / 1 IN and 1 OUT 230V & 1 OUT 12V / 3,7x2,3x7 cm - cables 50 cm / not dimmable / (max 6 lamps) ref. D	€ 100,00 C.P.	
	CRM / quick IP68 multiple connector / 1 IN & 5 OUT 12V / (max 5 connections) ref. E	€ 120,00 C.P.	
	CRS / quick IP68 IN IP68 single connector ref. F	€ 20,00 C.P.	
	KP2 / extension cord kit 5 mt / with quick IP68 connectors / (max 1 lamp) ref. G	€ 70,00 C.P.	

Accessories	Medousê floor		
	MSM / supporting plate / 31x31 cm ref. L	€ 50,00 C.P.	
	MDCV / plug cable 230V / 350 cm	€ 20,00 C.P.	

INSTALLATION SUGGESTIONS FOR SYPHASERA / SYPHASFERA / SYPHADUEPASSI / MORE

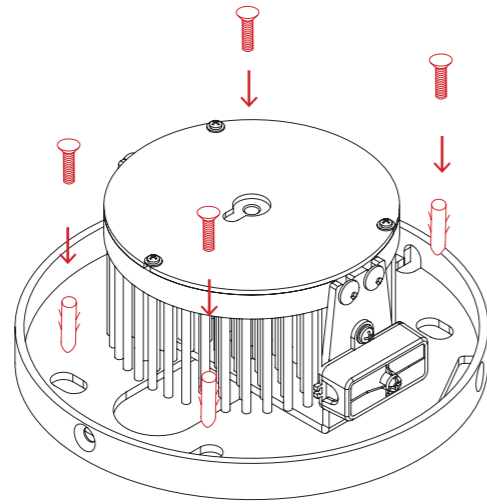


MEDOUSÉ INSTALLATION SUGGESTIONS

WARNING

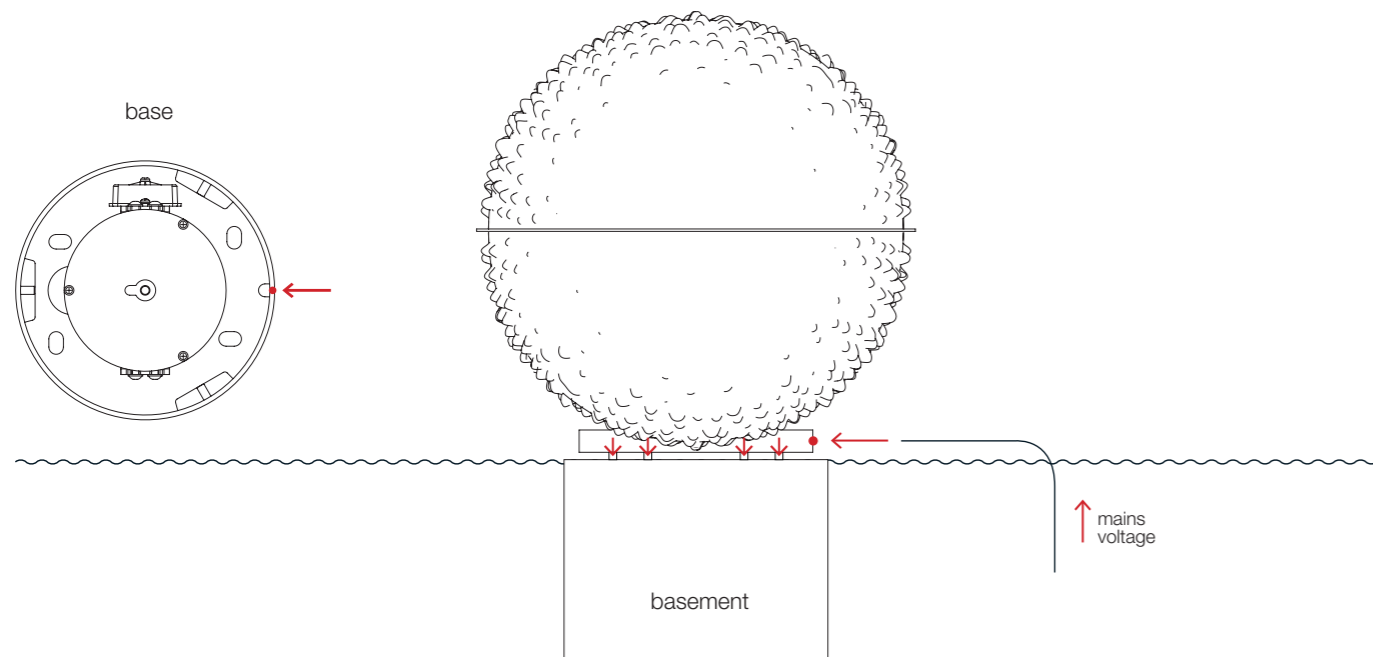
For stability reasons the lamp must be fastened to a solid surface such as a well or basement; in alternative it can be mounted on the modular supporting plate (ref. L / code MSM) available on request.

Before installing the lamp, please check the levelling of the soil and make sure that it can support the weight of the fitting.
(Medousé weight Ø 30 cm 15 kg / Medousé weight Ø 50 cm 31 kg)

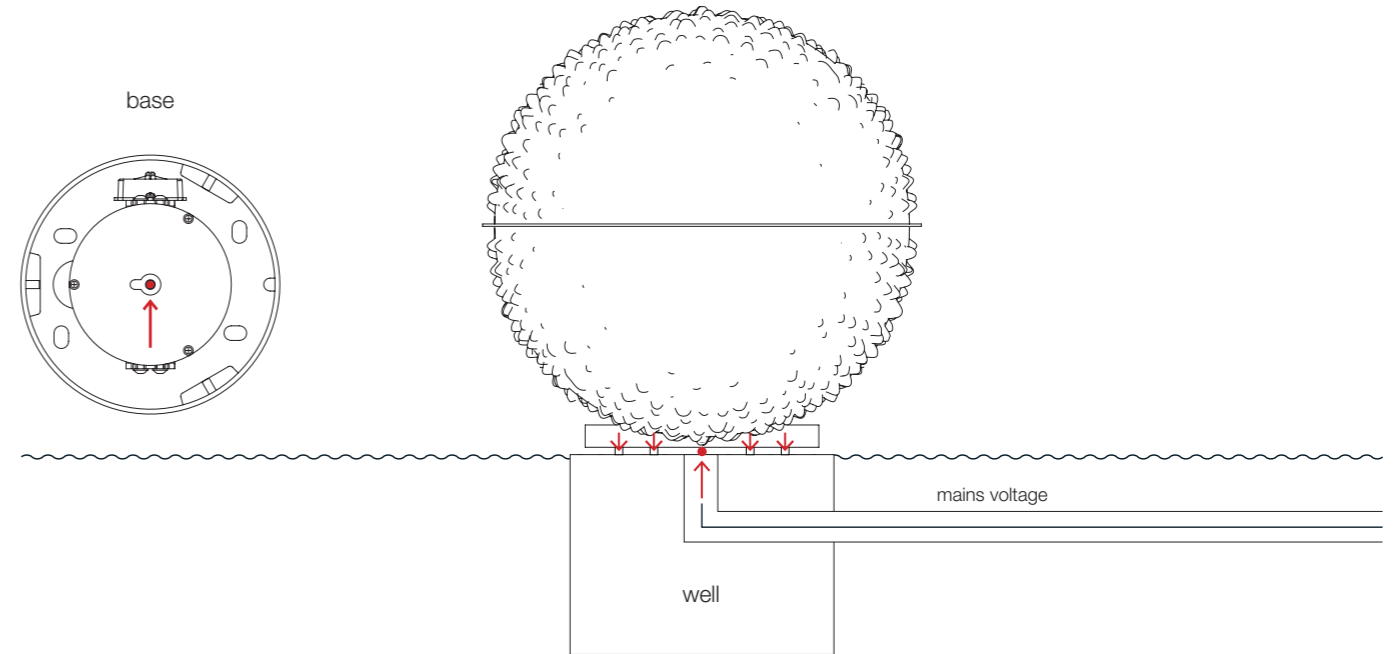


lamp base with holes for the fastening
(plugs not included)

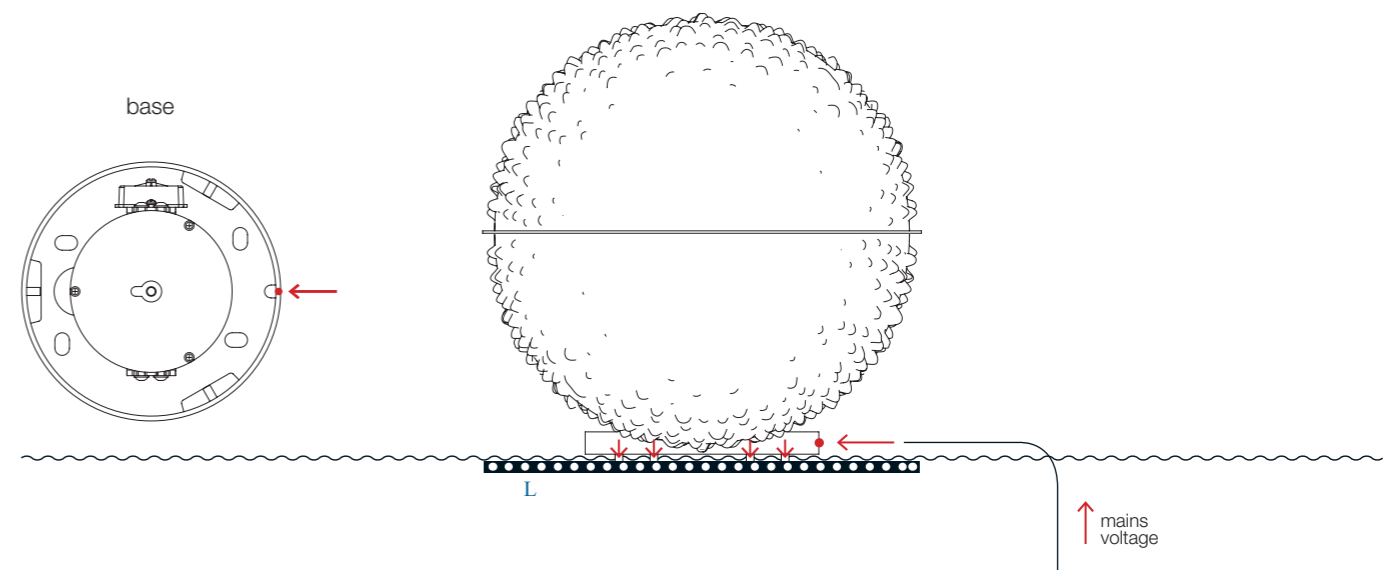
Example 1
with basement and supply cable from the side



Example 2
with well and supply cable from underneath



Example 3
with supporting plate 1x code MSM (L)



Designer:
Enzo Catellani

Designer Syphasera collection:
Guido Parenzan and Maurizio Quargnale

Catellani & Smith

Offices
Via Antonio Locatelli, 47
I-24020 Villa di Serio BG
Ph. +39 035 656088
Fax +39 035 655605
info@catellanismith.com
www.catellanismith.com

Show-room
Via Jacopo Palma il Vecchio, 3
I-24122 Bergamo
Ph.-Fax +39 035 210193
show-room@catellanismith.com

Catellani & Smith reserves
the right to make technical
or aesthetical modifications
without notice.

Updated November 2017



Catellani & Smith®