



# **WORKBOOK**

Release 01.17 / 04.17

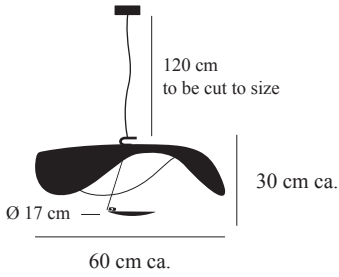
pendant lamp

**Lederam Manta S1**

VAT excl.

watt

lumen



LS1502 / shade white/white / gold rod / white disc	€ 635,00	1x17W	1590
LS1802 / shade white/white / satin rod / white disc	€ 635,00	1x17W	1590
LS11002 / shade white/white / white rod / white disc	€ 635,00	1x17W	1590
LS1602 / shade white/gold / satin rod / white disc	€ 735,00	1x17W	1590
LS1302 / shade black/gold / black rod / gold disc	€ 735,00	1x17W	1590
LS1402 / shade black/copper / black rod / copper disc	€ 735,00	1x17W	1590

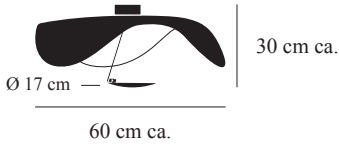
wall/ceiling lamp

**Lederam Manta CWS1**

VAT excl.

watt

lumen



LCWS1502 / shade white/white / gold rod / white disc	€ 575,00	1x17W	1590
LCWS1802 / shade white/white / satin rod / white disc	€ 575,00	1x17W	1590
LCWS11002 / shade white/white / white rod / white disc	€ 575,00	1x17W	1590
LCWS1602 / shade white/gold / satin rod / white disc	€ 675,00	1x17W	1590
LCWS1302 / shade black/gold / black rod / gold disc	€ 675,00	1x17W	1590
LCWS1402 / shade black/copper / black rod / copper disc	€ 675,00	1x17W	1590

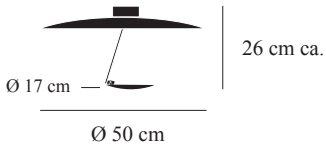
ceiling lamp

**Lederam C150**

VAT excl.

watt

lumen



LC150502 / shade white/white / gold rod / white disc	€ 360,00	1x17W	1590
LC150802 / shade white/white / satin rod / white disc	€ 360,00	1x17W	1590
LC1501002 / shade white/white / white rod / white disc	€ 360,00	1x17W	1590
LC150602 / shade white/gold / satin rod / white disc	€ 420,00	1x17W	1590
LC150302 / shade black/gold / black rod / gold disc	€ 420,00	1x17W	1590
LC150402 / shade black/copper / black rod / copper disc	€ 420,00	1x17W	1590

C.P.

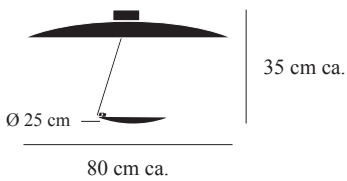
ceiling lamp

**Lederam C180**

VAT excl.

watt

lumen



LC180502 / shade white/white / gold rod / white disc	€ 590,00	1x30W	2550
LC180802 / shade white/white / satin rod / white disc	€ 590,00	1x30W	2550
LC1801002 / shade white/white / white rod / white disc	€ 590,00	1x30W	2550
LC180602 / shade white/gold / satin rod / white disc	€ 710,00	1x30W	2550
LC180302 / shade black/gold / black rod / gold disc	€ 710,00	1x30W	2550
LC180402 / shade black/copper / black rod / copper disc	€ 710,00	1x30W	2550

	voltage	source	type	K	CRI	energy class	IP degree	driver/transformer	dimming	base
	110V or 240V	mains voltage LED	LED module	2700 warm	80	A+	IP20	-	YES*	BC white Ø 9x3,5 cm
	110V or 240V	mains voltage LED	LED module	2700 warm	80	A+	IP20	-	YES*	BC white Ø 9x3,5 cm
	110V or 240V	mains voltage LED	LED module	2700 warm	80	A+	IP20	-	YES*	BC white Ø 9x3,5 cm
	110V or 240V	mains voltage LED	LED module	2700 warm	80	A+	IP20	-	YES*	BC white Ø 9x3,5 cm
	110V or 240V	mains voltage LED	LED module	2700 warm	80	A+	IP20	-	YES*	BC black Ø 9x3,5 cm
	110V or 240V	mains voltage LED	LED module	2700 warm	80	A+	IP20	-	YES*	BC black Ø 9x3,5 cm

	voltage	source	type	K	CRI	energy class	IP degree	driver/transformer	dimming	base
	110V or 240V	mains voltage LED	LED module	2700 warm	80	A+	IP20	-	YES*	BC white Ø 9x3,5 cm
	110V or 240V	mains voltage LED	LED module	2700 warm	80	A+	IP20	-	YES*	BC white Ø 9x3,5 cm
	110V or 240V	mains voltage LED	LED module	2700 warm	80	A+	IP20	-	YES*	BC white Ø 9x3,5 cm
	110V or 240V	mains voltage LED	LED module	2700 warm	80	A+	IP20	-	YES*	BC white Ø 9x3,5 cm
	110V or 240V	mains voltage LED	LED module	2700 warm	80	A+	IP20	-	YES*	BC black Ø 9x3,5 cm
	110V or 240V	mains voltage LED	LED module	2700 warm	80	A+	IP20	-	YES*	BC black Ø 9x3,5 cm

	voltage	source	type	K	CRI	energy class	IP degree	driver/transformer	dimming	base
	110V or 240V	mains voltage LED	LED module	2700 warm	80	A+	IP20	-	YES*	BC white Ø 9x3,5 cm
	110V or 240V	mains voltage LED	LED module	2700 warm	80	A+	IP20	-	YES*	BC white Ø 9x3,5 cm
	110V or 240V	mains voltage LED	LED module	2700 warm	80	A+	IP20	-	YES*	BC white Ø 9x3,5 cm
	110V or 240V	mains voltage LED	LED module	2700 warm	80	A+	IP20	-	YES*	BC white Ø 9x3,5 cm
	110V or 240V	mains voltage LED	LED module	2700 warm	80	A+	IP20	-	YES*	BC black Ø 9x3,5 cm
	110V or 240V	mains voltage LED	LED module	2700 warm	80	A+	IP20	-	YES*	BC black Ø 9x3,5 cm

	voltage	source	type	K	CRI	energy class	IP degree	driver/transformer	dimming	base
	110V or 240V	mains voltage LED	LED module COB	2700 warm	80	A+	IP20	-	YES*	BC white Ø 9x3,5 cm
	110V or 240V	mains voltage LED	LED module COB	2700 warm	80	A+	IP20	-	YES*	BC white Ø 9x3,5 cm
	110V or 240V	mains voltage LED	LED module COB	2700 warm	80	A+	IP20	-	YES*	BC white Ø 9x3,5 cm
	110V or 240V	mains voltage LED	LED module COB	2700 warm	80	A+	IP20	-	YES*	BC white Ø 9x3,5 cm
	110V or 240V	mains voltage LED	LED module COB	2700 warm	80	A+	IP20	-	YES*	BC black Ø 9x3,5 cm
	110V or 240V	mains voltage LED	LED module COB	2700 warm	80	A+	IP20	-	YES*	BC black Ø 9x3,5 cm

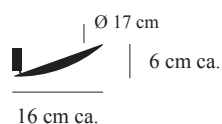
wall lamp

**Lederam WF** Ø 17 cm

VAT excl.

watt

lumen



LWF17602 / white

€ 175,00

1x17W

1590

LWF17102 / black

€ 175,00

1x17W

1590

LWF17302 / gold

€ 215,00

1x17W

1590

LWF17402 / copper

€ 215,00

1x17W

1590

LWF171102 / bronze

€ 245,00

1x17W

1590

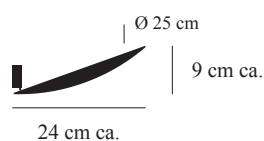
wall lamp

**Lederam WF** Ø 25 cm

VAT excl.

watt

lumen



LWF25602 / white

€ 230,00

1x28W

2550

LWF25102 / black

€ 230,00

1x28W

2550

LWF25302 / gold

€ 280,00

1x28W

2550

LWF25402 / copper

€ 280,00

1x28W

2550

LWF251102 / bronze

€ 320,00

1x28W

2550

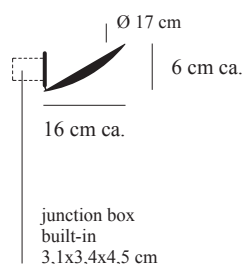
wall recessed lamp

**Lederam WFI** Ø 17 cm

VAT excl.

watt

lumen



LWFI17602 / white

€ 150,00

1x17W

1590

LWFI17102 / black

€ 150,00

1x17W

1590

LWFI17302 / gold

€ 190,00

1x17W

1590

LWFI17402 / copper

€ 190,00

1x17W

1590

LWFI171102 / bronze

€ 220,00

1x17W

1590

C.P.

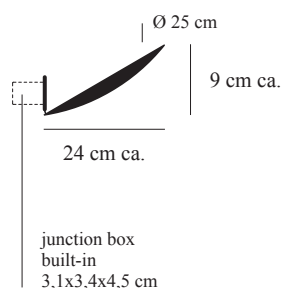
wall recessed lamp

**Lederam WFI** Ø 25 cm

VAT excl.

watt

lumen



LWFI25602 / white

€ 205,00

1x28W

2550

LWFI25102 / black

€ 205,00

1x28W

2550

LWFI25302 / gold

€ 255,00

1x28W

2550

LWFI25402 / copper

€ 255,00

1x28W

2550

LWFI251102 / bronze

€ 295,00

1x28W

2550

C.P.

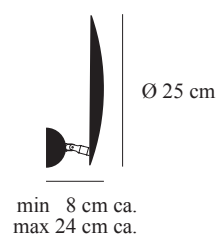
wall lamp

**Lederam W1** Ø 25 cm

VAT excl.

watt

lumen



LW125602 / white

€ 270,00

1x17W

1590

LW125102 / black

€ 270,00

1x17W

1590

LW125302 / gold

€ 320,00

1x17W

1590

LW125402 / copper

€ 320,00

1x17W

1590

	voltage	source	type	K	CRI	energy class	IP degree	driver/transformer	dimming	base
	110V or 240V	mains voltage LED	LED module	2700 warm	80	A+	IP20	-	YES*	white Ø 5,5x1,5 cm
	110V or 240V	mains voltage LED	LED module	2700 warm	80	A+	IP20	-	YES*	black Ø 5,5x1,5 cm
	110V or 240V	mains voltage LED	LED module	2700 warm	80	A+	IP20	-	YES*	white Ø 5,5x1,5 cm
	110V or 240V	mains voltage LED	LED module	2700 warm	80	A+	IP20	-	YES*	white Ø 5,5x1,5 cm
	110V or 240V	mains voltage LED	LED module	2700 warm	80	A+	IP20	-	YES*	black Ø 5,5x1,5 cm

	voltage	source	type	K	CRI	energy class	IP degree	driver/transformer	dimming	base
	110V or 240V	mains voltage LED	LED module	2700 warm	80	A+	IP20	-	YES*	white Ø 5,5x1,5 cm
	110V or 240V	mains voltage LED	LED module	2700 warm	80	A+	IP20	-	YES*	black Ø 5,5x1,5 cm
	110V or 240V	mains voltage LED	LED module	2700 warm	80	A+	IP20	-	YES*	white Ø 5,5x1,5 cm
	110V or 240V	mains voltage LED	LED module	2700 warm	80	A+	IP20	-	YES*	white Ø 5,5x1,5 cm
	110V or 240V	mains voltage LED	LED module	2700 warm	80	A+	IP20	-	YES*	black Ø 5,5x1,5 cm

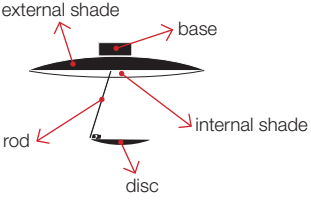
	voltage	source	type	K	CRI	energy class	IP degree	driver/transformer	dimming	base
	110V or 240V	mains voltage LED	LED module	2700 warm	80	A+	IP20	-	YES*	white Ø 7,5x0,5 cm
	110V or 240V	mains voltage LED	LED module	2700 warm	80	A+	IP20	-	YES*	black Ø 7,5x0,5 cm
	110V or 240V	mains voltage LED	LED module	2700 warm	80	A+	IP20	-	YES*	white Ø 7,5x0,5 cm
	110V or 240V	mains voltage LED	LED module	2700 warm	80	A+	IP20	-	YES*	white Ø 7,5x0,5 cm
	110V or 240V	mains voltage LED	LED module	2700 warm	80	A+	IP20	-	YES*	black Ø 7,5x0,5 cm

	voltage	source	type	K	CRI	energy class	IP degree	driver/transformer	dimming	base
	110V or 240V	mains voltage LED	LED module	2700 warm	80	A+	IP20	-	YES*	white Ø 7,5x0,5 cm
	110V or 240V	mains voltage LED	LED module	2700 warm	80	A+	IP20	-	YES*	black Ø 7,5x0,5 cm
	110V or 240V	mains voltage LED	LED module	2700 warm	80	A+	IP20	-	YES*	white Ø 7,5x0,5 cm
	110V or 240V	mains voltage LED	LED module	2700 warm	80	A+	IP20	-	YES*	white Ø 7,5x0,5 cm
	110V or 240V	mains voltage LED	LED module	2700 warm	80	A+	IP20	-	YES*	black Ø 7,5x0,5 cm

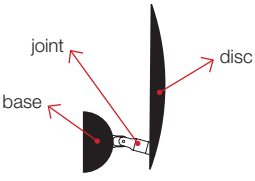
	voltage	source	type	K	CRI	energy class	IP degree	driver/transformer	dimming	base
	110V or 240V	mains voltage LED	LED module	2700 warm	80	A+	IP20	-	YES*	BE white Ø 6,5x3 cm
	110V or 240V	mains voltage LED	LED module	2700 warm	80	A+	IP20	-	YES*	BE black Ø 6,5x3 cm
	110V or 240V	mains voltage LED	LED module	2700 warm	80	A+	IP20	-	YES*	BE black Ø 6,5x3 cm
	110V or 240V	mains voltage LED	LED module	2700 warm	80	A+	IP20	-	YES*	BE black Ø 6,5x3 cm

## LEDERAM: COLOUR COMBINATIONS AND DETAILS

Lederam S1, CWS1	code	shade		rod	disc	base
		external	internal			
	3	black	gold	black	gold	black
	4	black	copper	black	copper	black
	5	white	white	gold	white	white
	6	white	gold	satin	white	white
	8	white	white	satin	white	white
	10	white	white	white	white	white

Lederam C150, C180	code	shade		rod	disc	base
		external	internal			
	3	black	gold	black	gold	black
	4	black	copper	black	copper	black
	5	white	white	gold	white	white
	6	white	gold	satin	white	white
	8	white	white	satin	white	white
	10	white	white	white	white	white

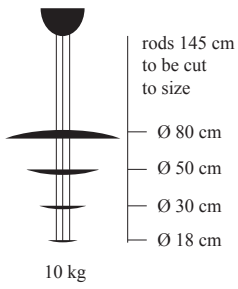
Lederam WF, WFI	code	disc		base
		external	internal	
	1	black	black	black
	3	gold	white	white
	4	copper	white	white
	6	white	white	white
	11	bronze	black	black

Lederam W1	code	disc		joint	base
		external	internal		
	1	black	black	nickel	black
	3	gold	black	nickel	black
	4	copper	black	nickel	black
	6	white	white	nickel	white



Catellani & Smith®

pendant lamp

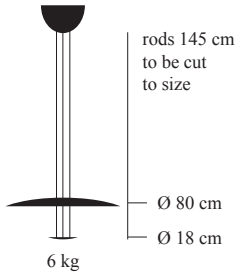


**Macchina della Luce mod. A LED**

	VAT excl.	watt	lumen
MALD / gold	€ 1.885,00	7x6W	4410
MALDAG / silver	€ 1.885,00	7x6W	4410
MALDR / copper	€ 1.885,00	7x6W	4410

rods 300 cm available on request

pendant lamp

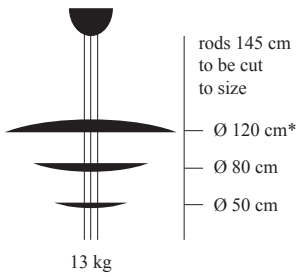


**Macchina della Luce mod. B LED**

	VAT excl.	watt	lumen
MBLD / gold	€ 1.145,00	2x6W	1260
MBLDAG / silver	€ 1.145,00	2x6W	1260
MBLDR / copper	€ 1.145,00	2x6W	1260

rods 300 cm available on request

pendant lamp



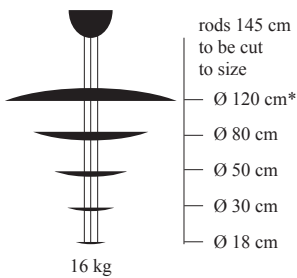
**Macchina della Luce mod. C LED**

	VAT excl.	watt	lumen
MCLD / gold	€ 2.610,00	7x6W	4410
MCLDAG / silver	€ 2.610,00	7x6W	4410
MCLDR / copper	€ 2.610,00	7x6W	4410

\* with flying leaf

rods 300 cm available on request

pendant lamp



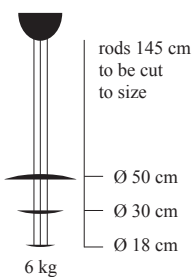
**Macchina della Luce mod. D LED**

	VAT excl.	watt	lumen
MDLD / gold	€ 3.040,00	10x6W	6300
MDLDAG / silver	€ 3.040,00	10x6W	6300
MDLDR / copper	€ 3.040,00	10x6W	6300

\* with flying leaf

rods 300 cm available on request

pendant lamp



**Macchina della Luce mod. E LED**

	VAT excl.	watt	lumen
MELD / gold	€ 1.115,00	4x6W	2520
MELDAG / silver	€ 1.115,00	4x6W	2520
MELDR / copper	€ 1.115,00	4x6W	2520

rods 300 cm available on request



voltage	source	type	K	CRI	energy class	IP degree	driver/transformer	dimming	base
220-240V (110V on request)	LED board 24V DC	LED board	2600-2800*	80	A	IP20	electronic 24V DC low voltage	Triac	BB nickel Ø 21x10,5 cm
220-240V (110V on request)	LED board 24V DC	LED board	2600-2800*	80	A	IP20	electronic 24V DC low voltage	Triac	BB nickel Ø 21x10,5 cm
220-240V (110V on request)	LED board 24V DC	LED board	2600-2800*	80	A	IP20	electronic 24V DC low voltage	Triac	BB nickel Ø 21x10,5 cm

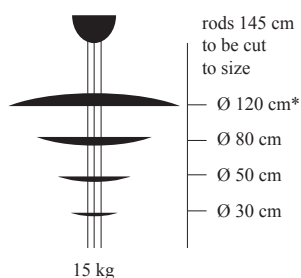
voltage	source	type	K	CRI	energy class	IP degree	driver/transformer	dimming	base
220-240V (110V on request)	LED board 24V DC	LED board	2600-2800*	80	A	IP20	electronic 24V DC low voltage	Triac	BB nickel Ø 21x10,5 cm
220-240V (110V on request)	LED board 24V DC	LED board	2600-2800*	80	A	IP20	electronic 24V DC low voltage	Triac	BB nickel Ø 21x10,5 cm
220-240V (110V on request)	LED board 24V DC	LED board	2600-2800*	80	A	IP20	electronic 24V DC low voltage	Triac	BB nickel Ø 21x10,5 cm

voltage	source	type	K	CRI	energy class	IP degree	driver/transformer	dimming	base
220-240V (110V on request)	LED board 24V DC	LED board	2600-2800*	80	A	IP20	electronic 24V DC low voltage	Triac	BB nickel Ø 21x10,5 cm
220-240V (110V on request)	LED board 24V DC	LED board	2600-2800*	80	A	IP20	electronic 24V DC low voltage	Triac	BB nickel Ø 21x10,5 cm
220-240V (110V on request)	LED board 24V DC	LED board	2600-2800*	80	A	IP20	electronic 24V DC low voltage	Triac	BB nickel Ø 21x10,5 cm

voltage	source	type	K	CRI	energy class	IP degree	driver/transformer	dimming	base
220-240V (110V on request)	LED board 24V DC	LED board	2600-2800*	80	A	IP20	electronic 24V DC low voltage	Triac	BB nickel Ø 21x10,5 cm
220-240V (110V on request)	LED board 24V DC	LED board	2600-2800*	80	A	IP20	electronic 24V DC low voltage	Triac	BB nickel Ø 21x10,5 cm
220-240V (110V on request)	LED board 24V DC	LED board	2600-2800*	80	A	IP20	electronic 24V DC low voltage	Triac	BB nickel Ø 21x10,5 cm

voltage	source	type	K	CRI	energy class	IP degree	driver/transformer	dimming	base
220-240V (110V on request)	LED board 24V DC	LED board	2600-2800*	80	A	IP20	electronic 24V DC low voltage	Triac	BB nickel Ø 21x10,5 cm
220-240V (110V on request)	LED board 24V DC	LED board	2600-2800*	80	A	IP20	electronic 24V DC low voltage	Triac	BB nickel Ø 21x10,5 cm
220-240V (110V on request)	LED board 24V DC	LED board	2600-2800*	80	A	IP20	electronic 24V DC low voltage	Triac	BB nickel Ø 21x10,5 cm

pendant lamp



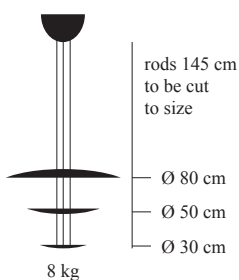
**Macchina della Luce mod. F LED**

	VAT excl.	watt	lumen
MFLD / gold	€ 2.890,00	9x6W	5670
MFLDAG / silver	€ 2.890,00	9x6W	5670
MFLDR / copper	€ 2.890,00	9x6W	5670

\* with flying leaf

rods 300 cm available on request

pendant lamp

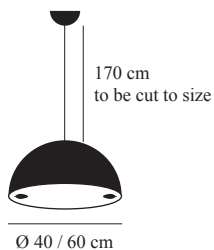


**Macchina della Luce mod. I LED**

	VAT excl.	watt	lumen
MILD / gold	€ 1.570,00	5x6W	3150
MILDAG / silver	€ 1.570,00	5x6W	3150
MILDR / copper	€ 1.570,00	5x6W	3150

rods 300 cm available on request

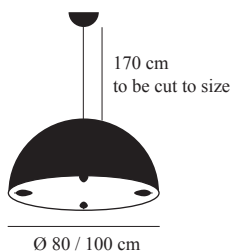
pendant lamp



**Stchu-Moon 02 LED**

	VAT excl.	watt	lumen
SM24L / Ø 40 cm / silver	€ 720,00	2x5W	1000
SM24LO / Ø 40 cm / gold	€ 720,00	2x5W	1000
SM24LR / Ø 40 cm / copper	€ 720,00	2x5W	1000
SM26L / Ø 60 cm / silver	€ 940,00	2x5W	1000
SM26LO / Ø 60 cm / gold	€ 940,00	2x5W	1000
SM26LR / Ø 60 cm / copper	€ 940,00	2x5W	1000

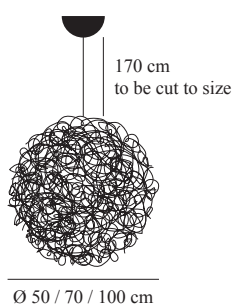
pendant lamp



**Stchu-Moon 02 LED**

	VAT excl.	watt	lumen
SM28L / Ø 80 cm / silver	€ 1.330,00	4x5W	2000
SM28LO / Ø 80 cm / gold	€ 1.330,00	4x5W	2000
SM28LR / Ø 80 cm / copper	€ 1.330,00	4x5W	2000
SM210L / Ø 100 cm / silver	€ 1.890,00	4x5W	2000
SM210LO / Ø 100 cm / gold	€ 1.890,00	4x5W	2000
SM210LR / Ø 100 cm / copper	€ 1.890,00	4x5W	2000

pendant lamp

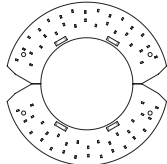
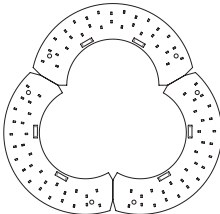
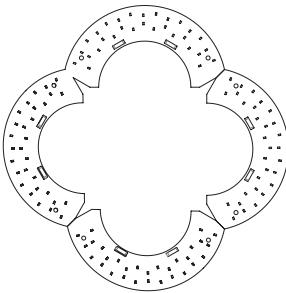

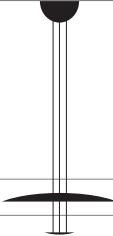


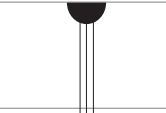


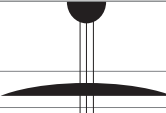





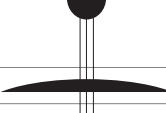






**Fil de Fer LED TRIAC**

	VAT excl.	watt	lumen
F5SLD / Ø 50 cm / aluminium	€ 1.050,00	12x1,8W	2400
F5SLDOR / Ø 50 cm / gold	€ 1.290,00	12x1,8W	2400
F7SLD / Ø 70 cm / aluminium	€ 1.450,00	18x1,8W	3600
F7SLDOR / Ø 70 cm / gold	€ 1.810,00	18x1,8W	3600
F10SLD / Ø 100 cm / aluminium	€ 1.950,00	24x1,8W	4800
F10SLDOR / Ø 100 cm / gold	€ 2.435,00	24x1,8W	4800



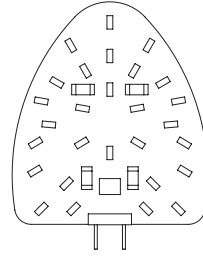
**MACCHINA DELLA LUCE: LED BOARDS**

<p><b>α</b></p>	<p>2 x LED board 6W 24V DC 12W</p>													
<p><b>β</b></p>	<p>3 x LED board 6W 24V DC 18W</p>													
<p><b>γ</b></p>	<p>4 x LED board 6W 24V DC 24W</p>													
<p><b>Mod. A</b></p>	<p>42W / 4410 lumen</p>	 <table border="1" data-bbox="1114 1424 1517 1563"> <tbody> <tr> <td>∅ 80 cm</td> <td></td> <td></td> </tr> <tr> <td>∅ 50 cm</td> <td><b>β</b></td> <td>18W</td> </tr> <tr> <td>∅ 30 cm</td> <td><b>α</b></td> <td>12W</td> </tr> <tr> <td>∅ 18 cm</td> <td><b>α</b></td> <td>12W</td> </tr> </tbody> </table>	∅ 80 cm			∅ 50 cm	<b>β</b>	18W	∅ 30 cm	<b>α</b>	12W	∅ 18 cm	<b>α</b>	12W
∅ 80 cm														
∅ 50 cm	<b>β</b>	18W												
∅ 30 cm	<b>α</b>	12W												
∅ 18 cm	<b>α</b>	12W												
<p><b>Mod. B</b></p>	<p>12W / 1260 lumen</p>	 <table border="1" data-bbox="1114 1805 1517 1877"> <tbody> <tr> <td>∅ 80 cm</td> <td></td> <td></td> </tr> <tr> <td>∅ 18 cm</td> <td><b>α</b></td> <td>12W</td> </tr> </tbody> </table>	∅ 80 cm			∅ 18 cm	<b>α</b>	12W						
∅ 80 cm														
∅ 18 cm	<b>α</b>	12W												

<b>Mod. C</b>	42W / 4410 lumen		Ø 120 cm		
			Ø 80 cm	$\gamma$	24W
			Ø 50 cm	$\beta$	18W
<b>Mod. D</b>	60W / 6300 lumen		Ø 120 cm		
			Ø 80 cm	$\beta$	18W
			Ø 50 cm	$\beta$	18W
			Ø 30 cm	$\alpha$	12W
			Ø 18 cm	$\alpha$	12W
<b>Mod. E</b>	24W / 2520 lumen		Ø 50 cm		
			Ø 30 cm	$\alpha$	12W
			Ø 18 cm	$\alpha$	12W
<b>Mod. F</b>	54W / 5670 lumen		Ø 120 cm		
			Ø 80 cm	$\gamma$	24W
			Ø 50 cm	$\beta$	18W
			Ø 30 cm	$\alpha$	12W
<b>Mod. I</b>	30W / 3150 lumen		Ø 80 cm		
			Ø 50 cm	$\beta$	18W
			Ø 30 cm	$\alpha$	12W

**STCHU-MOON: LED BOARDS**

LED board 5W 24V DC



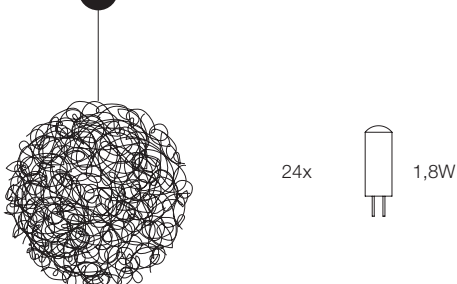


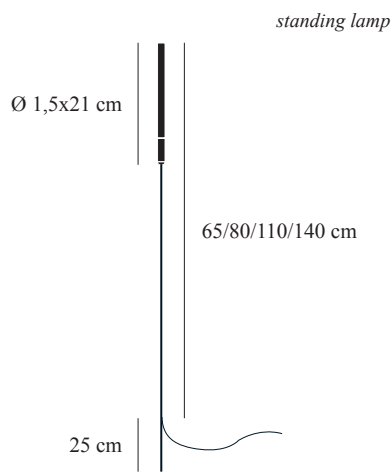
<p><b>Ø 40/60 cm</b></p>	<p>10W / 1000 lumen</p>	A diagram of a pendant lamp with a black, dome-shaped shade. A thin cord hangs from the top. To the right of the lamp, the text "2x" is followed by a diagram of a single LED board (teardrop shape with pins) and the text "5W".
<p><b>Ø 80/100 cm</b></p>	<p>20W / 2000 lumen</p>	A diagram of a pendant lamp with a black, dome-shaped shade. A thin cord hangs from the top. To the right of the lamp, the text "4x" is followed by a diagram of a single LED board (teardrop shape with pins) and the text "5W".

## FIL DE FER: LED BULBS

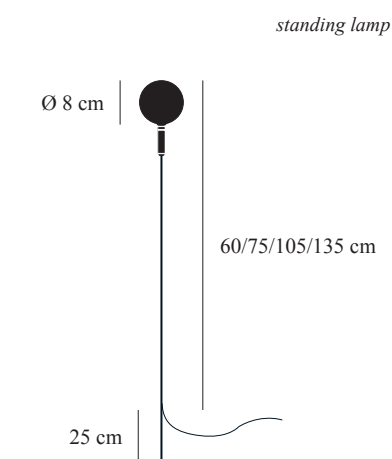
LED bulb 1,8W



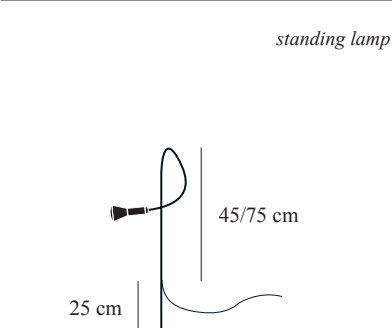
<b>Ø 50 cm</b>	21,6W / 2400 lumen	 <p>12x 1,8W</p>
<b>Ø 70 cm</b>	32,4W / 3600 lumen	 <p>18x 1,8W</p>
<b>Ø 100 cm</b>	43,2W / 4800 lumen	 <p>24x 1,8W</p>



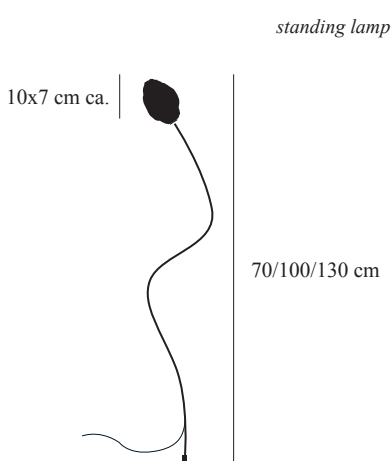
	VAT excl.	watt	lumen
<b>Syphasera</b>			
SYS65 / opaline glass / height 65 cm	€ 185,00	1x1,5W	150
SYS80 / opaline glass / height 80 cm	€ 190,00	1x1,5W	150
SYS110 / opaline glass / height 110 cm	€ 200,00	1x1,5W	150
SYS140 / opaline glass / height 140 cm	€ 210,00	1x1,5W	150
<b>Power supply and accessories excluded</b>	C.P.		



	VAT excl.	watt	lumen
<b>Syphasera</b>			
SYF60 / transparent glass / height 60 cm	€ 200,00	1x1,5W	150
SYF75 / transparent glass / height 75 cm	€ 205,00	1x1,5W	150
SYF105 / transparent glass / height 105 cm	€ 215,00	1x1,5W	150
SYF135 / transparent glass / height 135 cm	€ 225,00	1x1,5W	150
<b>Power supply and accessories excluded</b>	C.P.		



	VAT excl.	watt	lumen
<b>Syphaduepassi</b>			
SYD45 / height 45 cm	€ 180,00	1x1,5W	150
SYD75 / height 75 cm	€ 190,00	1x1,5W	150
<b>Power supply and accessories excluded</b>	C.P.		



	VAT excl.	watt	lumen
<b>More</b>			
MR70 / transparent glass / height 70 cm	€ 380,00	1x1,5W	150
MR70A / amber glass / height 70 cm	€ 410,00	1x1,5W	150
MR70G / green glass / height 70 cm	€ 410,00	1x1,5W	150
MR100 / transparent glass / height 100 cm	€ 390,00	1x1,5W	150
MR100A / amber glass / height 100 cm	€ 420,00	1x1,5W	150
MR100G / green glass / height 100 cm	€ 420,00	1x1,5W	150
MR130 / transparent glass / height 130 cm	€ 400,00	1x1,5W	150
MR130A / amber glass / height 130 cm	€ 430,00	1x1,5W	150
MR130G / green glass / height 130 cm	€ 430,00	1x1,5W	150
<b>Power supply and accessories excluded</b>	C.P.		



	voltage	source	type	K	CRI	energy class	IP degree	driver/transformer	dimming	cable length
	-	extra-low-voltage 12V DC LED bulb	G4	2700	85	A++	IP65	not included	-	255 cm
	-	extra-low-voltage 12V DC LED bulb	G4	2700	85	A++	IP65	not included	-	240 cm
	-	extra-low-voltage 12V DC LED bulb	G4	2700	85	A++	IP65	not included	-	210 cm
	-	extra-low-voltage 12V DC LED bulb	G4	2700	85	A++	IP65	not included	-	180 cm

	voltage	source	type	K	CRI	energy class	IP degree	driver/transformer	dimming	cable length
	-	extra-low-voltage 12V DC LED bulb	G4	2700	85	A++	IP65	not included	-	255 cm
	-	extra-low-voltage 12V DC LED bulb	G4	2700	85	A++	IP65	not included	-	240 cm
	-	extra-low-voltage 12V DC LED bulb	G4	2700	85	A++	IP65	not included	-	210 cm
	-	extra-low-voltage 12V DC LED bulb	G4	2700	85	A++	IP65	not included	-	180 cm

	voltage	source	type	K	CRI	energy class	IP degree	driver/transformer	dimming	cable length
	-	extra-low-voltage 12V DC LED bulb	G4	2700	85	A++	IP65	not included	-	240 cm
	-	extra-low-voltage 12V DC LED bulb	G4	2700	85	A++	IP65	not included	-	210 cm

	voltage	source	type	K	CRI	energy class	IP degree	driver/transformer	dimming	cable length
	-	extra-low-voltage 12V DC LED bulb	G4	2700	85	A++	IP65	not included	-	220 cm
	-	extra-low-voltage 12V DC LED bulb	G4	2700	85	A++	IP65	not included	-	220 cm
	-	extra-low-voltage 12V DC LED bulb	G4	2700	85	A++	IP65	not included	-	220 cm
	-	extra-low-voltage 12V DC LED bulb	G4	2700	85	A++	IP65	not included	-	190 cm
	-	extra-low-voltage 12V DC LED bulb	G4	2700	85	A++	IP65	not included	-	190 cm
	-	extra-low-voltage 12V DC LED bulb	G4	2700	85	A++	IP65	not included	-	190 cm
	-	extra-low-voltage 12V DC LED bulb	G4	2700	85	A++	IP65	not included	-	160 cm
	-	extra-low-voltage 12V DC LED bulb	G4	2700	85	A++	IP65	not included	-	160 cm
	-	extra-low-voltage 12V DC LED bulb	G4	2700	85	A++	IP65	not included	-	160 cm

floor lamp



10x7 cm ca.

**More**

MR0 / transparent glass

VAT excl.

€ 260,00

1x1,5W

lumen

150

MR0A / amber glass

€ 290,00

1x1,5W

150

MR0G / green glass

€ 290,00

1x1,5W

150

**Power supply and accessories excluded**

C.P.

pendant lamp



suspension cable  
300 cm to be cut to size

10x7 cm ca.

**More**

MRS / transparent glass

VAT excl.

€ 285,00

1x1,5W

lumen

150

MRSA / amber glass

€ 315,00

1x1,5W

150

MRSB / green glass

€ 315,00

1x1,5W

150

**Power supply and accessories excluded**

C.P.

floor lamp



Ø 30 cm ca.  
net weight 15 kg

**Medousê**

MD3 / green glass / Ø 30 cm (plug cable 230V excluded)

VAT excl.

€ 1.050,00

watt

29W

lumen

2500

floor lamp



Ø 50 cm ca.  
net weight 31 kg

**Medousê**

MD5 / green glass / Ø 50 cm (plug cable 230V excluded)

VAT excl.

€ 1.750,00

watt

29W

lumen

2500

wall lamp



Ø 30 cm ca.

**Medousê**

MD3P / green glass / Ø 30 cm

VAT excl.

€ 560,00

watt

17W

lumen

1600

voltage	source	type	K	CRI	energy class	IP degree	driver/transformer	dimming	cable length
-	extra-low-voltage 12V DC LED bulb	G4	2700	85	A++	IP65	not included	-	300 cm
-	extra-low-voltage 12V DC LED bulb	G4	2700	85	A++	IP65	not included	-	300 cm
-	extra-low-voltage 12V DC LED bulb	G4	2700	85	A++	IP65	not included	-	300 cm

voltage	source	type	K	CRI	energy class	IP degree	driver/transformer	dimming	cable length
-	extra-low-voltage 12V DC LED bulb	G4	2700	85	A++	IP65	not included	-	300 cm
-	extra-low-voltage 12V DC LED bulb	G4	2700	85	A++	IP65	not included	-	300 cm
-	extra-low-voltage 12V DC LED bulb	G4	2700	85	A++	IP65	not included	-	300 cm

voltage	source	type	K	CRI	energy class	IP degree	driver/transformer	dimming	base
110V o 240V	mains voltage LED	LED module	3200	80	A+	IP65	-	YES*	Ø 16x1,5 cm

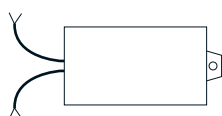
voltage	source	type	K	CRI	energy class	IP degree	driver/transformer	dimming	base
110V o 240V	mains voltage LED	LED module	3200	80	A+	IP65	-	YES*	Ø 16x1,5 cm

voltage	source	type	K	CRI	energy class	IP degree	driver/transformer	dimming	base
110V o 240V	mains voltage LED	LED module	3200	80	A+	IP65	-	YES*	-

## DRIVERS AND ACCESSORIES

Accessories for **GEL BOX** system

Syphasera - Syphasfera - Syphaduepassi - More



ED6 / driver 10W 12V DC 220-240V IP67 / 3,7x2,3x7 cm -  
cables 50 cm / not dimmable / (max 6 lamps)

€ 60,00

[ref. A](#)

C.P.




MB1 / mini gel box IP68 / 5,3x3,9x2,4 cm /  
(max 2 connections - connectors included)

€ 15,00

[ref. B1](#)

C.P.




MB2 / mini gel box IP68 / 5,2x5,3x2,9 cm /  
(max 6 connections - connectors included)

€ 15,00

[ref. B2](#)

C.P.



KP1 / extension cord kit 5 mt / with mini gel box IP68 /  
(max 1 lamp)


€ 35,00

[ref. C](#)

C.P.

Supporting accessories

More (MR70/MR100/MR130)



MS / supporting modular plate / 32x32x32 cm  
(max 4 lamps)

€ 40,00

[ref. H](#)

C.P.



MPT / peg / 25 cm

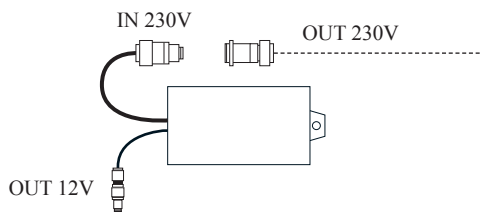
€ 10,00

[ref. I](#)

C.P.

Accessories for QUICK CONNECTORS

Syphasera - Syphasfera - Syphaduepassi - More

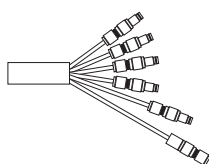


ED6CR / driver 10W 12V DC 220-240V IP67 / 1 IN and 1 OUT 230V & 1 OUT 12V / 3,7x2,3x7 cm - cables 50 cm / not dimmable / (max 6 lamps)

€ 100,00

ref. D

C.P.



CRM / quick IP68 multiple connector / 1 IN & 5 OUT 12V / (max 5 connections)

€ 120,00

ref. E

C.P.




CRS / quick IP68 IN IP68 single connector

€ 20,00

ref. F

C.P.



KP2 / extension cord kit 5 mt / with quick IP68 connectors / (max 1 lamp)


€ 70,00

ref. G

C.P.

Accessories

Medousê floor



MSM / supporting plate / 31x31 cm

€ 50,00

ref. L

C.P.

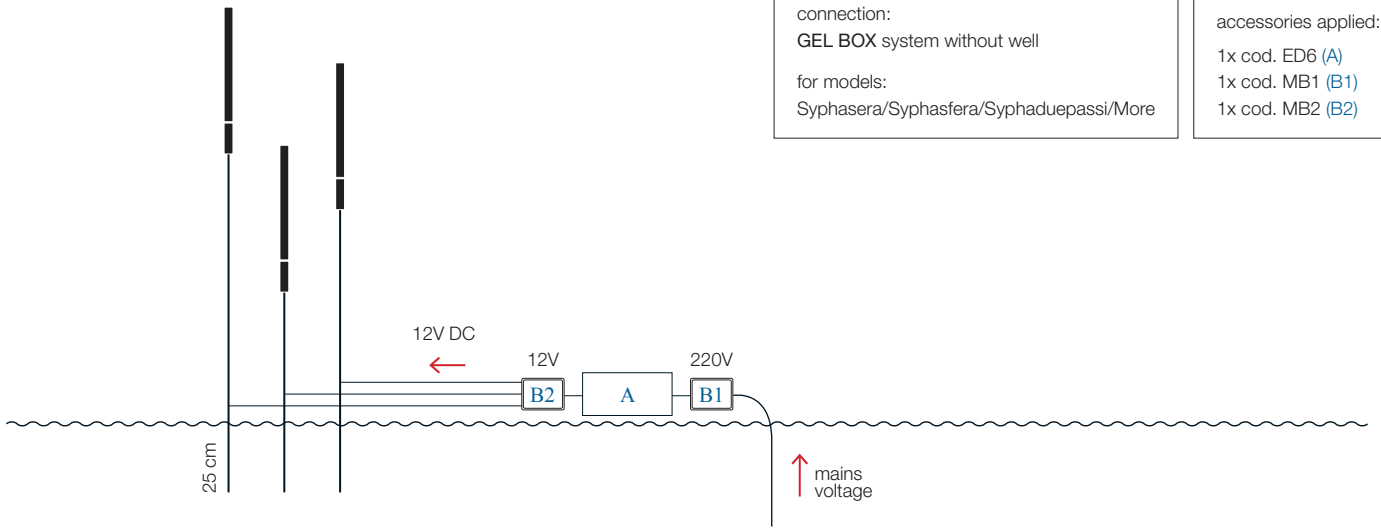


MDCV / plug cable 230V / 350 cm

€ 20,00

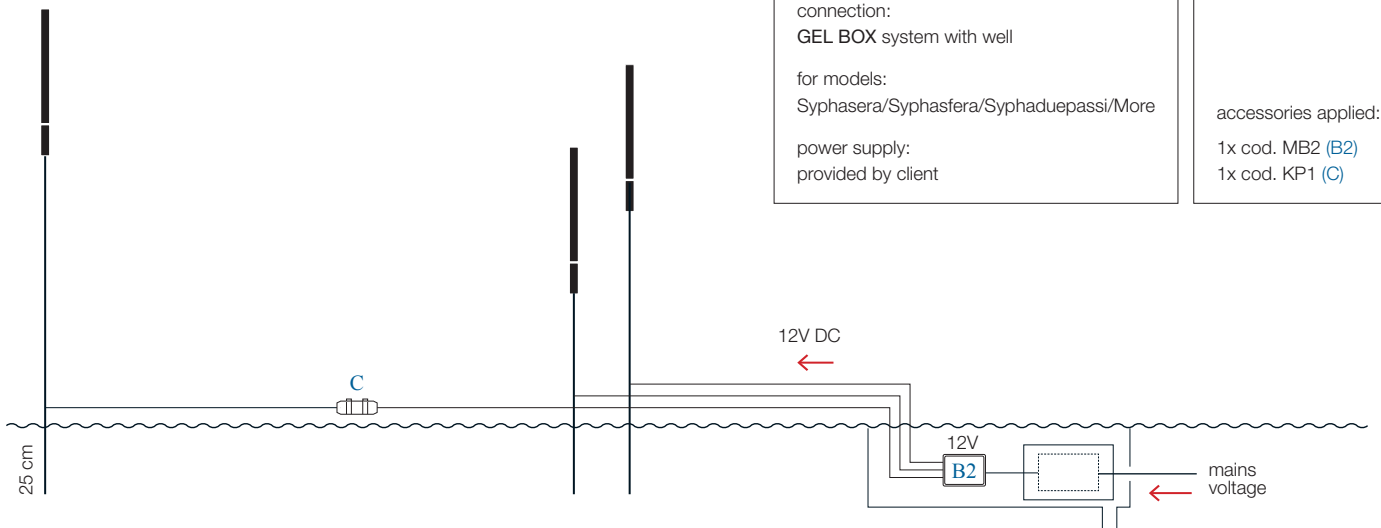
C.P.

**INSTALLATION SUGGESTIONS FOR SYPHASERA / SYPHASFERA / SYPHADUEPASSI / MORE**



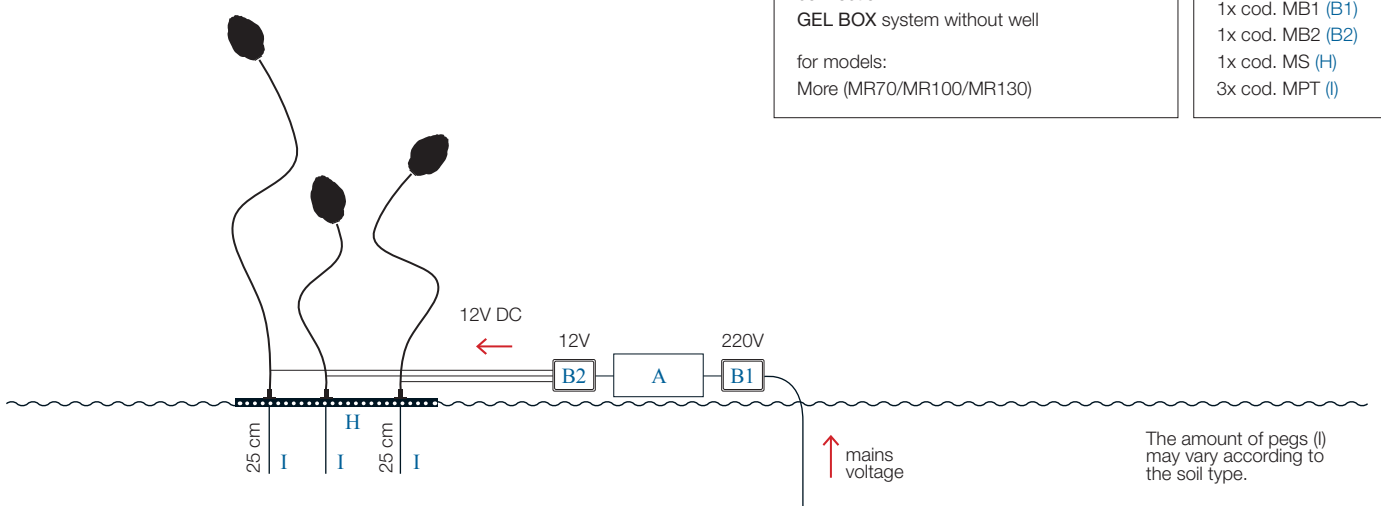
Example 1  
 connection:  
**GEL BOX system without well**  
 for models:  
 Syphasera/Syphasfera/Syphaduepassi/More

accessories applied:  
 1x cod. ED6 (A)  
 1x cod. MB1 (B1)  
 1x cod. MB2 (B2)



Example 2  
 connection:  
**GEL BOX system with well**  
 for models:  
 Syphasera/Syphasfera/Syphaduepassi/More  
 power supply:  
 provided by client

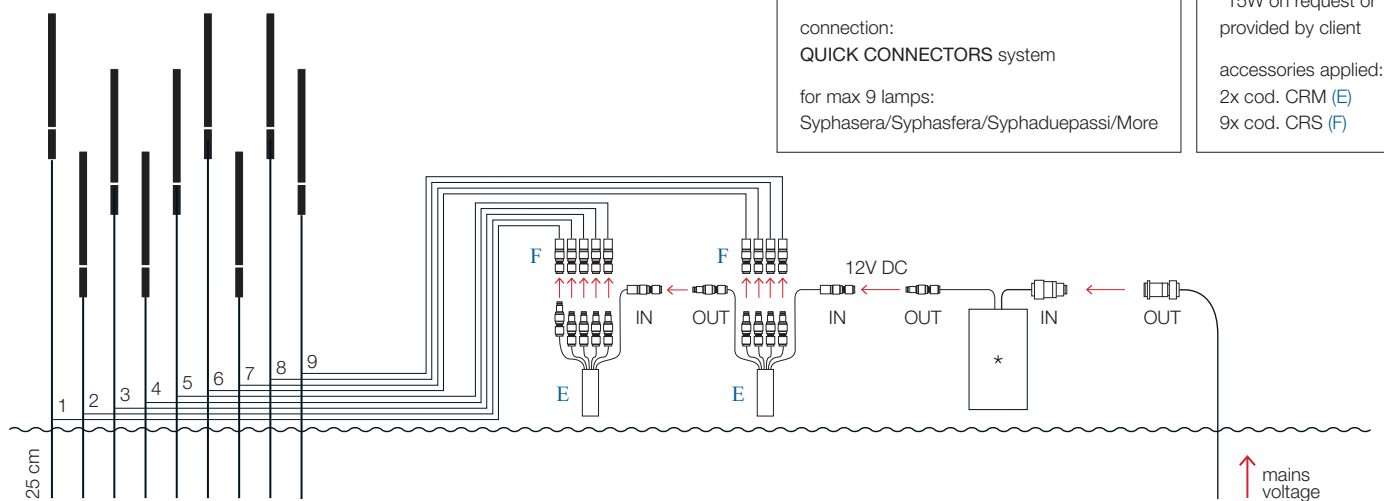
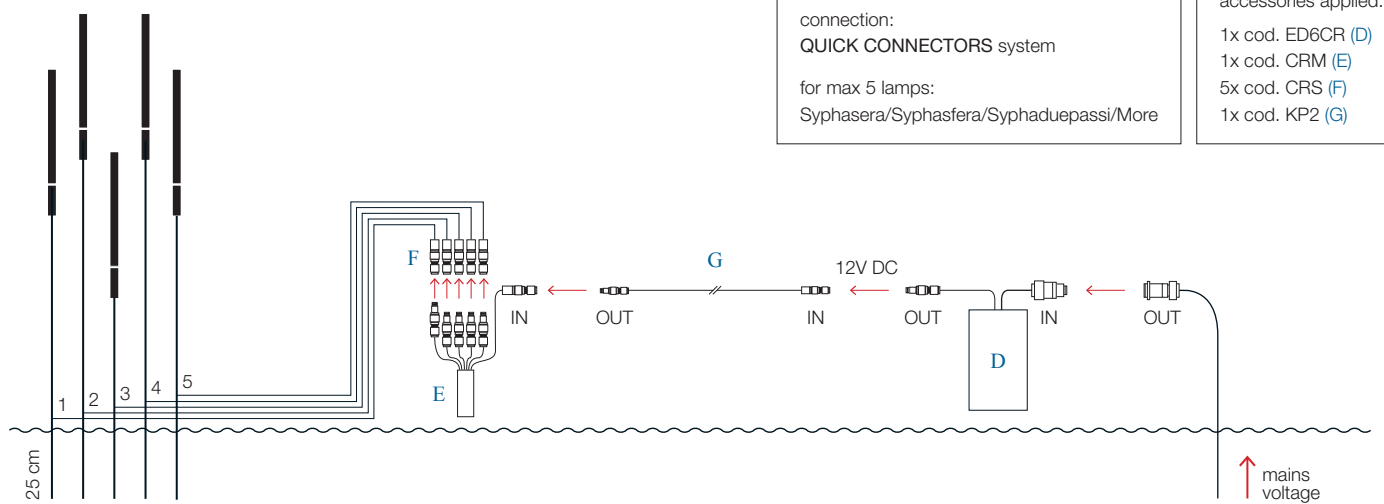
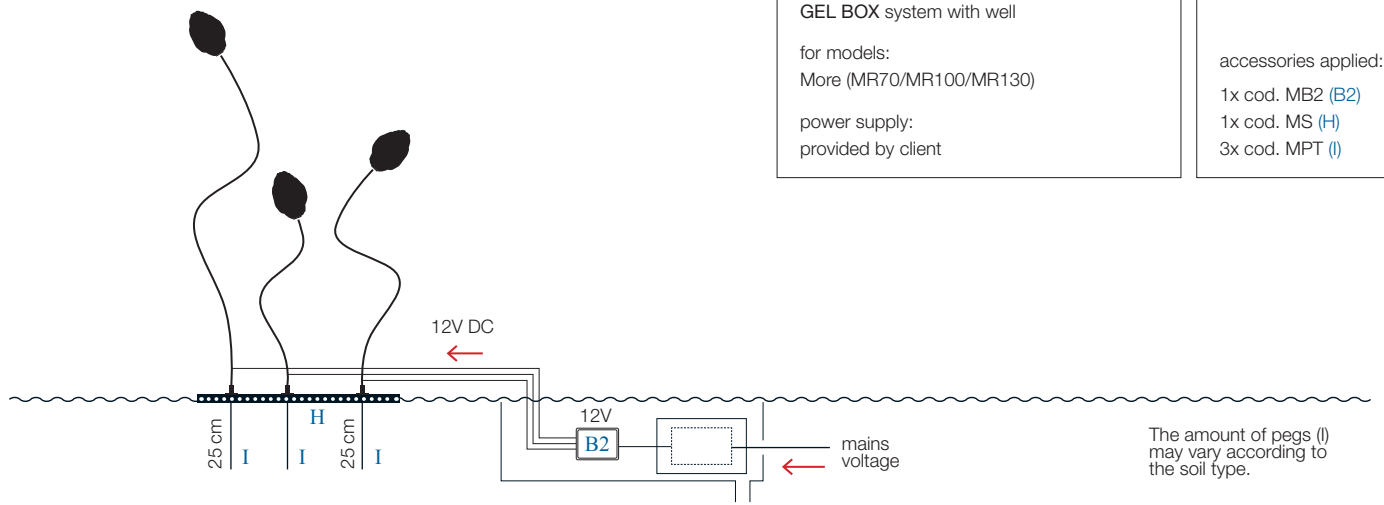
accessories applied:  
 1x cod. MB2 (B2)  
 1x cod. KP1 (C)



Example 3  
 connection:  
**GEL BOX system without well**  
 for models:  
 More (MR70/MR100/MR130)

accessories applied:  
 1x cod. ED6 (A)  
 1x cod. MB1 (B1)  
 1x cod. MB2 (B2)  
 1x cod. MS (H)  
 3x cod. MPT (I)

The amount of pegs (I) may vary according to the soil type.

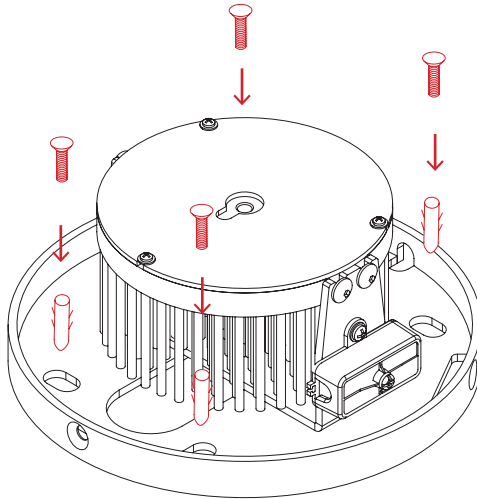


## MEDOUSÉ INSTALLATION SUGGESTIONS

### WARNING

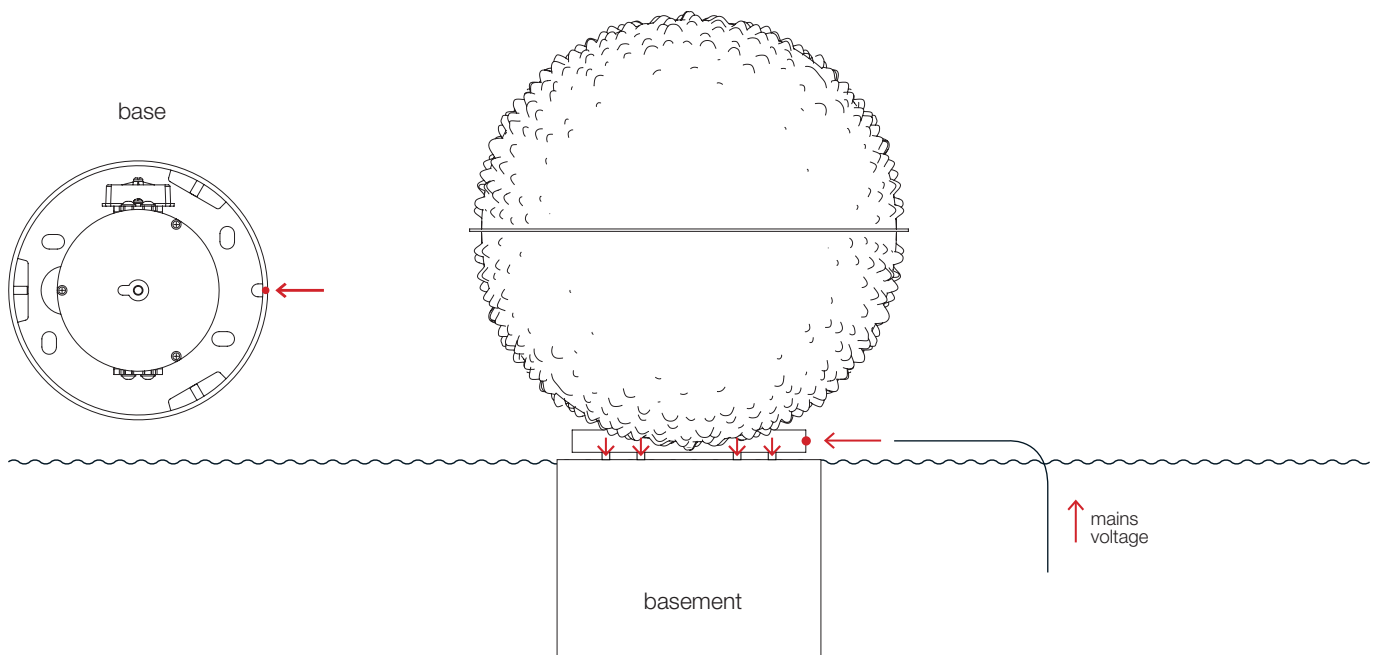
For stability reasons the lamp must be fastened to a solid surface such as a well or basement; in alternative it can be mounted on the modular supporting plate (ref. L / code MSM) available on request.

Before installing the lamp, please check the levelling of the soil and make sure that it can support the weight of the fitting.  
(Medousé weight Ø 30 cm 15 kg / Medousé weight Ø 50 cm 31 kg)



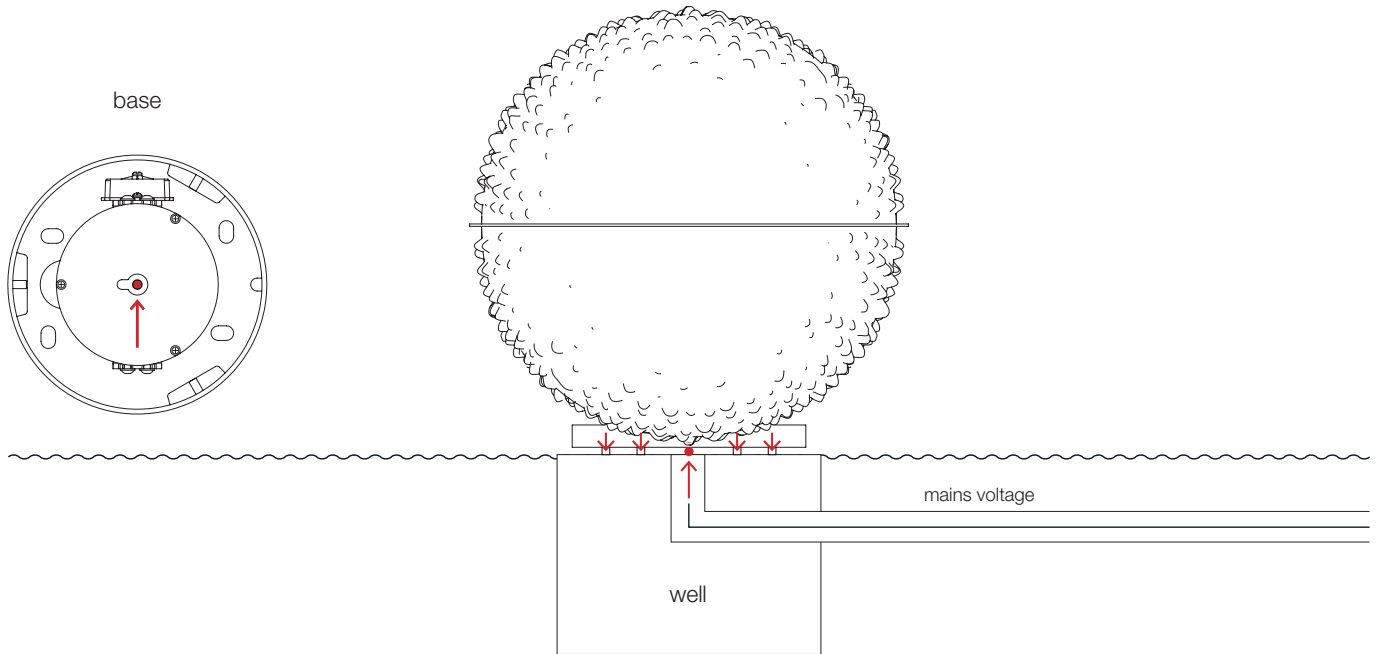
lamp base with holes for the fastening  
(plugs not included)

Example 1  
with basement and supply cable from the side

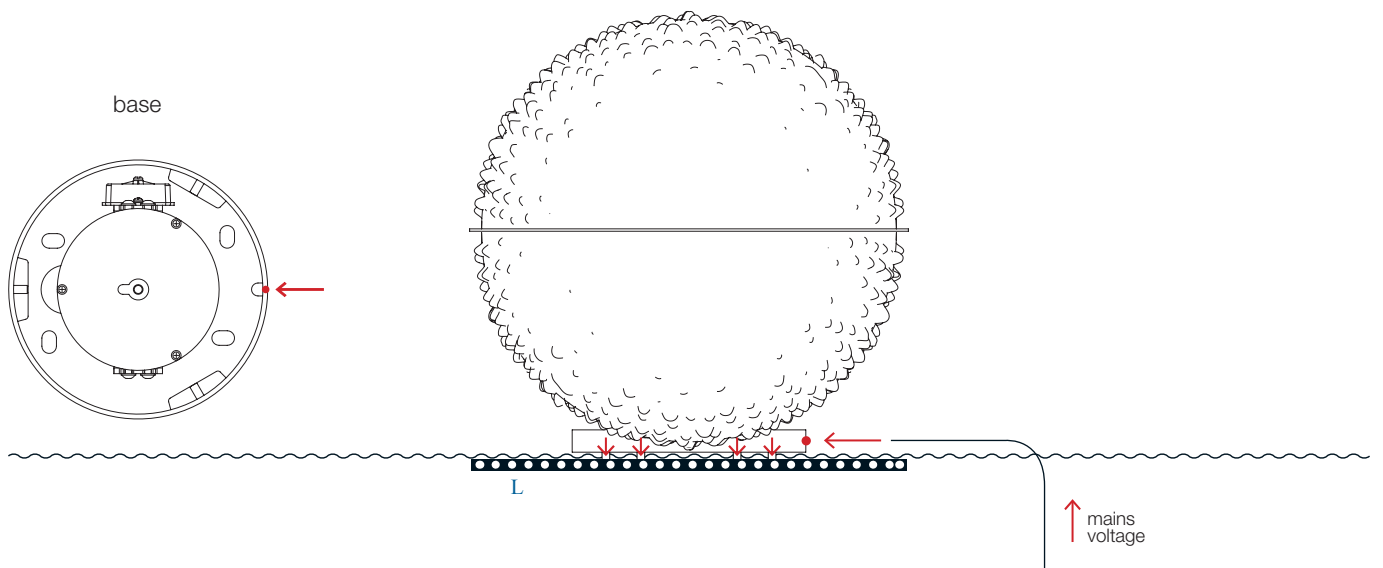




Example 2  
with well and supply cable from underneath



Example 3  
with supporting plate 1x code MSM (L)



Designer:

Enzo Catellani

Designer Syphasera collection:

Guido Parenzan and Maurizio Quargnale

Catellani & Smith

Offices

Via Antonio Locatelli, 47

I-24020 Villa di Serio BG

Ph. +39 035 656088

Fax +39 035 655605

[info@catellanismith.com](mailto:info@catellanismith.com)

[www.catellanismith.com](http://www.catellanismith.com)

Show-room

Via Jacopo Palma il Vecchio, 3

I-24122 Bergamo

Ph.-Fax +39 035 210193

[show-room@catellanismith.com](mailto:show-room@catellanismith.com)

Catellani & Smith reserves  
the right to make technical  
or aesthetical modifications  
without notice.

Updated November 2017





Catellani & Smith®